

Pecyn Dogfen Gyhoeddus



Swyddog Cyswllt:
Maureen Potter on 01352 702322
maureen.potter@flintshire.gov.uk

At: Bob Aelod o'r Cyngor

Dydd Iau, 5 Medi 2019

Annwyl Gynghorydd

Fe'ch gwahoddir i fynychu cyfarfod Cyngor Sir y Fflint a fydd yn cael ei gynnal am **2.00 pm** Dydd Mercher, 11eg Medi, 2019 yn Siambr y Cyngor, Neuadd y Sir, Yr Wyddgrug CH7 6NA i ystyried yr eitemau canlynol

Gofynnir i aelodau nodi amser dechrau'r cyfarfod am 2.00pm

R H A G L E N

1 CYFLWYNIADAU

Prentis Sir y Fflint, Francesca Sciarrillo – enillydd Medal y Dysgwyr yn Eisteddfod yr Urdd yng Nghaerdydd.

2 YMDDIHEURIADAU AM ABSENOLDEB

Pwrpas: I dderbyn unrhyw ymddiheuriadau.

3 COFNODION (Tudalennau 5 - 10)

Pwrpas: Cadarnhau cofnodion y cyfarfod a gynhaliwyd ar 23 Gorffennaf 2019 fel cofnod cywir,

4 DATGAN CYSYLLTIAD

Pwrpas: I dderbyn unrhyw ddatganiad o gysylltiad a chynghori'r Aelodau yn unol a hynny.

5 CYHOEDDIADAU'R CADEIRYDD

Pwrpas: Derbyn unrhyw gyhoeddiad fel y'l dosbarthwyd.

6 DEISEBAU

Mae hwn yn gyfle i Aelodau'r Cyngor gyflwyno deisebau ar ran pobl yn eu ward. Unwaith y byddant wedi dod i law, caiff deisebau eu pasio i'r Prif Swyddog priodol ar gyfer gweithredu ac ymateb iddynt.

PRIF EITEMAU BUSNES

7 DATGANIAD CYFRIFON 2018/19 A'R WYBODAETH ARIANNOL ATODOL I'R DATGANIAD CYFRIFON 2018/19 (Tudalennau 11 - 166)

Adroddiad Rheolwr Cyllid Corfforaethol -

Pwrpas: Cyflwyno fersiwn derfynol o Ddatganiad Cyfrifon 2018/19 i'r Cyngor ar gyfer cymeradwyaeth a nodi'r wybodaeth ariannol atodol

8 CYFLWYNIAD DEMOCRATIAETH LEOL A CHOMISIWN FFINIAU I GYMRU (Tudalennau 167 - 176)

Adroddiad Phrif Weithredwr a Prif Swyddog (Llywodraethu)

Pwrpas: i hysbysu'r Cyngor ar gynigion adolygiad lleol Democratiaeth Leol a Chomisiwn Ffiniau i Gymru a cheisio safbwyntiau'r Cyngor ar ba broses yr hoffai ei ddilyn i baratoi a chymeradwyo ymateb cyn diwedd mis Tachwedd.

EITEMAU CYFFREDIN BUSNES

9 CYNLLUN DATBLYGU LLEOL: CADARNHAU CHWILIAD ARDALOEDD LLEOL AR GYFER YNNI ADNEWYDDADWY (Tudalennau 177 - 210)

Adroddiad Prif Swyddog (Cynllunio, Amgylchedd ac Economi) -

Pwrpas: Cadarnhau cwmpas chwiliad ardaloedd lleol ynni adnewyddadwy Cynllun Datblygu Lleol Adneuo Sir y Fflint ar fap cynigion, i ffurfio rhan o'r ymgynghoriad cyhoeddus ar y Cynllun i gychwyn 30 Medi, 2019.

10 PENODI AELOD LLEYG I'R PWYLLGOR ARCHWILIO (Tudalennau 211 - 216)

Adroddiad Prif Swyddog (Llywodraethu) -

Pwrpas: Ystyried penodi'r ymgeisydd a ffefrir ar gyfer y sedd wag Aelod Lleyg ar y Pwyllgor Archwilio.

ER GWYBODAETH YN UNIG

11 CWESTIYNAU GAN Y CYHOEDD

Pwrpas: Derbyn unrhyw gwestiwn gan y cyhoedd: doedd dim wedi dod i law erbyn y dyddiad cau.

12 CWESTIYNAU


Pwrpas: Nodi'r atebion i unrhyw gwestiwn a gyflwynwyd yn unol â Rheol Sefydlog 9.4(A) y Cyngor Sir. 9.4(A): doedd dim wedi dod i law erbyn y dyddiad cau.

13 RHYBUDD O GYNNIG (Tudalennau 217 - 218)

Pwrpas: Derbyn unrhyw Rybuddion o Gynnig: cafwyd un erbyn y dyddiad cau

Y Cyngorydd Ian Roberts – #IPledge2Talk ymgyrch atal hunanladdiad

Yn ddiffuant,



Robert Robins
Rheolwr Gwasanaethau Democraidd

HYSBYSIAD GWEDDARLLEDU

Bydd y cyfarfod hwn yn cael ei ffilmio a'l ddarlledu'n fyw ar wefan y Cyngor. Bydd y cyfarfod cyfan yn cael ei ffilmio oni bai fod eitemau cyfrinachol neu wedi'u heithrio dan drafodaeth.

Yn gyffredinol ni fydd y manau eistedd cyhoeddus yn cael eu ffilmio. Fodd bynnag wrth i chi ddod i mewn i'r Siambr, byddwch yn cydsynio i gael eich ffilmio ac i'r defnydd posibl o'r delweddau a'r recordiadau sain hynny ar gyfer gweddarlledu a/neu ddibenion hyfforddi.

Os oes gennych chi unrhyw gwestiynau ynglŷn â hyn, ffoniwch aelod o'r Tîm Gwasanaethau Democraidd ar 01352 702345.

Mae'r dudalen hon yn wag yn bwrpasol

Eitem ar gyfer y Rhaglen 3

FLINTSHIRE COUNTY COUNCIL

23 JULY 2019

Minutes of the meeting of Flintshire County Council held in the Council Chamber, County Hall, Mold on Tuesday, 23 July 2019

PRESENT: Councillor Marion Bateman (Chair)

Councillors: Mike Allport, Janet Axworthy, Glyn Banks, Haydn Bateman, Sean Bibby, Chris Bithell, Helen Brown, Derek Butler, Clive Carver, Geoff Collett, Bob Connah, David Cox, Paul Cunningham, Jean Davies, Ron Davies, Chris Dolphin, Rosetta Dolphin, Ian Dunbar, Andy Dunbobbin, Mared Eastwood, Carol Ellis, David Evans, Veronica Gay, George Hardcastle, David Healey, Gladys Healey, Patrick Heesom, Cindy Hinds, Dave Hughes, Kevin Hughes, Ray Hughes, Joe Johnson, Paul Johnson, Christine Jones, Richard Jones, Tudor Jones, Colin Legg, Brian Lloyd, Richard Lloyd, Mike Lowe, Dave Mackie, Billy Mullin, Mike Peers, Vicky Perfect, Neville Phillips, Ian Roberts, Tony Sharps, Aaron Shotton, Paul Shotton, Ralph Small, Ian Smith, Carolyn Thomas, Martin White, Andy Williams, David Williams and David Wisinger

APOLOGIES:

Councillors: Bernie Attridge, Sian Braun, Rob Davies, Adele Davies-Cooke, Andrew Holgate, Dennis Hutchinson, Rita Johnson, Hilary McGuill, Ted Palmer, Michelle Perfect, Mike Reece, Owen Thomas and Arnold Woolley

IN ATTENDANCE:

Chief Executive; Chief Officer (Governance); Chief Officer (Planning, Environment and Economy); Service Manager Strategy; Team Leader, Planning Strategy; Democratic Services Team Leader; and Democratic Services Officer

27. MINUTES

The minutes of the meeting on 18 June 2019 were received and approved, subject to an amendment on minute number 20 (Notice of Motion on limiting Council Tax increases). Councillor Carver clarified that his suggestion had been to enable a decision to be reached, which could be later amended if required, as deferral until September could cause complications due to the six month rule.

RESOLVED:

That subject to the amendment, the minutes be approved and signed by the Chair as a correct record.

28. DECLARATIONS OF INTEREST

The Chief Officer (Governance) explained the need for decisions to be based on public interest and the importance of public perception in having confidence in the decision-making process, which particularly relevant to the principal item of business, the Flintshire Deposit Local Development Plan (LDP) as it involved a large number of interested parties. In advance of the meeting, clear written advice had been provided

to all Members to help them consider whether they had a prejudicial interest if the matter affected their own wellbeing or financial position - or that of close personal associates. This not only applied to candidate sites in the LDP but also those which had been rejected and could potentially be re-submitted at a later stage. Whilst Members who had lobbied for or against the inclusion of a candidate site were advised to declare a personal and prejudicial interest, the exemption within the Code of Conduct meant that Members of another authority (such as a Town or Community Council) which had objected to a site, need only declare a personal interest. Membership of an internal body such as the Planning Strategy Group did not constitute a prejudicial interest.

The Chief Officer gave notice that Members declaring a personal and prejudicial interest would be invited to attend a separate session to discuss opportunities in which they could represent their communities as part of the consultation process.

The following Members declared a personal and prejudicial interest and would leave the Chamber before the item:

- Councillor Bob Connah - related to occupier of land in the LDP.
- Councillors David and Gladys Healey - having opposed a site in the LDP.
- Councillor Joe Johnson - joint owner of land within the LDP.
- Councillor Ralph Small - property overlooking one of the candidate sites.
- Councillor Andy Williams - home and business near to a candidate site.

The following Members declared a personal interest:

- Councillor Christine Jones - having supported the Northern Gateway development.
- Councillors Paul Cunningham, Vicky Perfect and Ian Roberts - Members of Flint Town Council which had objected to a candidate site.

29. CHAIR'S COMMUNICATIONS

The Chair's Communications had been circulated to all Members prior to the meeting. She highlighted a number of events and thanked all those who had attended the Flintshire Civic Service at St Eurgain and St Peter's Church, Northop.

30. PETITIONS

None were received.

31. FLINTSHIRE DEPOSIT LOCAL DEVELOPMENT PLAN (2015-2030)

Having earlier declared a personal and prejudicial interest, Councillors Bob Connah, David Healey, Gladys Healey, Joe Johnson, Ralph Small and Andy Williams withdrew from the Chamber before the start of this item.

The Chief Executive introduced a report to seek approval of the Deposit Local Development Plan (LDP) covering the period 2015-2030 to be taken forward for public consultation between 30 September and 11 November 2019, as recommended by

Cabinet. This represented a key milestone to enable the public and other stakeholders to comment on the Deposit Plan as part of the timetable towards the Council fulfilling its statutory duty to adopt a final LDP.

The Service Manager Strategy gave a detailed presentation covering the following:

- What is the LDP
- LDP timetable
- The Deposit LDP
- What does the Plan represent
- Supporting documents
- Challenges to progress
- Consistent focus for Planning Strategy Group
- Purpose of public consultation
- Likely contentious issues
- Housing growth and allocations
- How have we selected sites
- LDP housing allocations
- Provision for Gypsies and Travellers
- Provision of infrastructure
- Soundness tests
- Approving the Deposit LDP for consultation
- Importance of approving Deposit LDP
- What happens after Deposit

The Service Manager Strategy said that this was the culmination of significant work undertaken to develop a Plan that was fit for purpose, demonstrating soundness and maximising growth strategy whilst minimising the impact on communities. He commended the positive engagement at Planning Strategy Group for its work on this complex matter and said that the Council's approach to housing delivery had helped to strengthen its position on the LDP.

The Chair took the opportunity to thank the Service Manager and his team for their work and she paid tribute to Members of the Planning Strategy Group chaired by Councillor Bithell and formerly chaired by Councillor Attridge.

During the debate that followed, many Members expressed their gratitude to the officer team for their professionalism and diligence. Members of the Planning Strategy Group, who were also thanked for their contributions to the process, spoke about the effectiveness of the Group in its deliberations.

As Chair of the Planning Strategy Group, Councillor Bithell thanked the officer team for their comprehensive work on the Plan and also fellow Members of the cross-party Planning Strategy Group. In highlighting the importance of maintaining progress on the timetable, he said that many of the candidate sites were already in the public domain, accommodated by minor changes made to the Green Barrier and settlement boundaries. He noted the outcome of the Renewable Energy Assessment to be reported back to the Council in September prior to the start of the public consultation

process and the opportunities for Members to raise specific comments later in the process as explained by officers.

As Vice-Chair of Planning Strategy Group, Councillor Peers seconded the proposal which did not prohibit representations from Members at the consultation stage. He referred to the impact of late changes to national planning guidance, the need to understand viability and its impact on housing supply, and the importance of providing links with principal towns, including public transport to access communities across Flintshire. He provided a brief overview of the work undertaken by the Planning Strategy Group and welcomed the support available to all those wishing to raise concerns in the consultation process.

Whilst Councillor Ian Roberts acknowledged that individual Members may have specific concerns, he reminded them that the purpose at this stage was to approve the Deposit LDP for public consultation.

Councillor Rosetta Dolphin spoke in support but shared concerns about employment growth and transport links. In response to a question on provision for Gypsies and Travellers, the Service Manager confirmed that the site on Bagillt Road in Holywell - which currently had temporary planning permission - contributed towards the total need identified over the period.

Councillor Richard Jones reiterated his concerns about the lack of a Flintshire Plan for the whole of the County as this, rather than the existing Deeside Plan, could have better informed the LDP. In highlighting the importance of adequate infrastructure, he had concerns that the Local Health Board may not fully understand the impact of the LDP. The Service Manager advised that the LDP complied with the requisite key tests of soundness including that to take account of all existing strategies as its evidence base. The Chief Executive gave assurance that the Council was engaging with the Local Health Board on healthcare provision to support the growth strategy.

Councillor Dunbar welcomed the opportunity for briefings with Town and Community Council representatives in September.

Speaking in support, Councillor Paul Shotton noted the two strategic sites providing 20% of the overall housing requirement.

Following on from earlier comments, Councillor Ellis also raised concerns about healthcare provision to support the LDP, specifically on local GPs and district hospitals. In response, it was explained that assurance was being sought on capacity and sustainability of current GP provision and that the infrastructure plan to support the LDP was a live document which would also help inform the service planning of the Health Board.

In response to comments from Councillor Tudor Jones, officers agreed to amend the Deposit LDP to acknowledge Caerwys as a town rather than a village throughout the document.

Although the LDP referred to documents under their current titles, Councillor Carolyn Thomas spoke about Cabinet adopting a wider focus to reference the Deeside Plan as the Flintshire Plan, with a similar approach being taken with the 'Deeside corridor' acknowledging the impact on other areas. She also advised that the Flintshire Infrastructure Plan would be shared at a later stage.

In conclusion, the Chief Executive thanked Members for their comments and recognition of the work carried out by the officer team. In adding his own thanks, he commended the Service Manager for his dedication in developing the LDP.

Before moving to the vote, the Chair explained her intention to abstain due to local sensitivities on one element of the LDP.

On being put to the vote, the recommendations were carried. Councillor Heesom asked that his abstention be recorded.

RESOLVED:

- (a) That Members approve the content of the Flintshire Deposit Local Development Plan 2015-2030 to go out for public consultation; and
- (b) That Members authorise the Chief Officer (Planning, Economy and Environment) to make any additional minor wording, grammar, editorial or cartographic changes to the Deposit LDP which may arise or be necessary prior to formal consultation to ensure consistency with the ongoing LDP evidence base and to assist final presentation of the Plan.

32. MEMBERS OF THE PRESS AND PUBLIC IN ATTENDANCE

There was one member of the public in attendance.

(The meeting started at 2pm and ended at 3.40pm)

.....
Chair

Mae'r dudalen hon yn wag yn bwrpasol

Eitem ar gyfer y Rhaglen 7



FLINTSHIRE COUNTY COUNCIL

Date of Meeting	Wednesday 11 September 2019
Report Subject	Statement of Accounts 2018/19 and Supplementary Financial Information to Statement of Accounts 2018/19
Report Author	Corporate Finance Manager

EXECUTIVE SUMMARY

The report presents the:

- Final version of the Statement of Accounts 2018/19 incorporating those changes agreed with Wales Audit Office (WAO) during the course of the audit for Member approval (Appendix 1).
- Wales Audit Office presentation in connection with the audit of the Statement of Accounts 2018/19 (Appendix 2).
- Letter of Representation for Flintshire County Council (Appendix 4).
- Supplementary information to the Statement of Accounts 2018/19 on full time equivalent pay, in excess of £60,000, as requested by a notice of motion approved by Council on 29th January 2013 (Appendix 5).

Wales Audit Office presented their report in full to the Audit Committee on the morning of the 11th September 2019, and will be in attendance at the meeting to present their findings to Council.

If the Audit Committee recommend any changes to the Statement of Accounts or wish to make any specific comments to Council, these will be reported verbally at the meeting.

RECOMMENDATIONS

1	Council approve the final version of the Statement of Accounts 2018/19.
2	Council approve the Letter of Representation.
3	Council note the Supplementary Financial Information to the Statement of Accounts 2018/19.

REPORT DETAILS

1.00	EXPLAINING THE STATEMENT OF ACCOUNTS
1.01	The annual statutory deadline for the approval of the Statement of Accounts is currently 15 th September. The audit of the Statement of Accounts 2018/19 is now substantially complete. The statutory audit completion notice will be reported in due course. A copy of the Statement of Accounts 2018/19 is attached at Appendix 1.
1.02	Wales Audit Office (WAO) presented the ISA (International Standards on Auditing) 260 findings to the Audit Committee on 11 th September 2019. ISA 260 requires the auditor to communicate relevant matters relating to the audit of the financial statements to those charged with governance of the entity. This year, as it did last year, the report takes the form of a presentation, as a means of improving accessibility to the report. A copy of the presentation is attached at Appendix 2.
1.03	During the audit, changes agreed with WAO were made to the draft Statement of Accounts 2018/19, and those which are reportable under ISA 260 are shown in Appendix 3.
1.04	If the Audit Committee recommends any changes to the Statement of Accounts 2018/19 or wishes to make any specific comments to Council, these will be reported verbally at the meeting.
1.05	The Flintshire County Council Letter of Representation to the WAO is attached at Appendix 4. In the Letter of Representation the Council confirms that the information contained in the financial statements is true and accurate and that all necessary information has been disclosed.
	<u>Supplementary Financial Information to the Statement of Accounts 2018/19</u>
1.06	Flintshire County Council approved the following Notice of Motion on 29 th January 2013: “In the interests of openness and transparency, this Motion calls for the Council to publish a separate supplementary report to coincide with and accompany the presentation to Council of the Annual Statement of Accounts.

	<p>This supplementary report to contain, in the same style and presentation as the existing ‘Senior Employee Emoluments – Salary over £150,000’ and ‘Salary over £60,000 per year’, the same financial information for ALL council employees, consultants and ‘non-permanent posts’ with a salary over £60,000 per year who are NOT listed within the existing framework of the Annual Statement of Accounts.</p> <p>In instances where those employees are in post for less than the financial year, then both their actual salary and equivalent annualised salary are to be shown.”</p> <p>The information for 2018/19 in response to the Notice of Motion was presented to the Audit Committee at its meeting on 10th July 2019. The Committee had no observations or matters to draw to Council’s attention.</p>
1.07	<p>Appendix 5 contains the information requested above in respect of the financial year 2018/19.</p> <p>For clarity the information has been split into the three categories below, which are described in the following paragraphs:</p> <ul style="list-style-type: none"> • Table 1 – Council employees • Table 2 – Posts covered by interim or temporary arrangements • Table 3 – Payments to consultants and non-permanent posts.
1.08	<p>Table 1 contains costs (including termination benefits where applicable) for council employees only. For the purpose of this report council employees have been defined as permanent members of staff paid via Flintshire County Council’s payroll system.</p> <p>As the Notice of Motion requests, the detail of any council employee already included in the Senior Employee Emoluments note in the Statement of Accounts 2018/19 has not been included.</p>
1.09	<p>Table 2 shows the number of interim or temporary arrangements in place to cover posts during 2018/19. Where such arrangements are in place, the Council has procured the services of individuals to fulfil the requirements of the post through a contract with another organisation. The Council paid the organisation, and that organisation employed and paid a salary to the individual. Please note these amounts do not reflect the individuals’ salaries.</p>
1.10	<p>Table 3 contains payments made for consultants and non-permanent posts. It is important that Members note that actual costs incurred by the Council in 2018/19 are in bold in the third column in table 3.</p> <p>The fourth column, theoretical annual costs, has been supplied to provide an equivalent annualised salary as requested by the Notice of Motion. Figures have been calculated by taking the daily (or hourly costs in some cases) and grossing up assuming a 37 hour standard week and that 48 weeks per year are worked. As is clear from the difference between both columns the staff were in post for significantly less than a year.</p>

1.11	<p>The Council has adopted the following definition to describe a consultant, as agreed at Corporate Resources Overview and Scrutiny Committee in March 2016:</p> <p>“A consultant is an organisation or an individual contracted to provide specific services to the Council for a limited period of time. These are services where the Council does not have the expertise ‘in-house’ to be self-sufficient or where the Council has some expertise but insufficient capacity. It is not possible for the Council to be wholly self-sufficient and it would be a poor use of resources to employ specialist individuals to maintain an internal expertise which is only required occasionally or indeed once.”</p> <p>Consultants are classified into 2 groups:</p> <ul style="list-style-type: none"> • Retained consultant: with a contract in place for the periodic provision of advice; and • Project consultant: to work on defined and time limited projects on strategy, structure or management.
1.12	<p>The Notice of Motion specifically requests information on salaries of consultants and non-permanent posts.</p> <p>Amounts have been taken from the general ledger based on codes used to categorise on the basis of the ‘Retained Consultant’, ‘Project Consultant’ and agency workers definitions. These will be on an accruals rather than a cash basis, therefore relating to costs of services provided during the year, rather than amounts physically paid during the year.</p>
1.13	<p>Flintshire County Council leads on a number of collaborative projects with partner Local Authorities, examples being the North Wales Regional Waste Treatment Project and Regional Emergency Planning Service. Members are advised that the information supplied in Appendix 5 does not include the costs of any individual working for joint arrangements, given that the expenditure has been incurred by the partnership and not Flintshire County Council. Joint arrangements that are set up as Joint Committees publish their own separate accounts.</p>

2.00	RESOURCE IMPLICATIONS
2.01	Financial implications are as set out in the report. There are no other resource implications as a result of this report.

3.00	CONSULTATIONS REQUIRED / CARRIED OUT
3.01	None required and none undertaken.

4.00	RISK MANAGEMENT
4.01	Actions will be taken in the current year (2019/20) to address issues raised in the WAO's report.

5.00	APPENDICES
5.01	<ol style="list-style-type: none"> 1. Statement of Accounts 2018/19. 2. WAO ISA 260 presentation 3. Table of significant audit issues. 4. Flintshire County Council Letter of Representation. 5. Supplementary Financial Information to Statement of Accounts 2018/19.

6.00	LIST OF ACCESSIBLE BACKGROUND DOCUMENTS
6.01	<p>Contact Officer: Liz Thomas, Strategic Finance Manager. Telephone: 01352 702289. E-mail: liz.thomas@flintshire.gov.uk</p>

7.00	GLOSSARY OF TERMS
7.01	<p>Financial Audit: The annual external audit of the Council's Statement of Accounts.</p> <p>Financial Year: the period of 12 months commencing on 1 April.</p> <p>Statement of Accounts / Final Accounts / Financial Accounts or Statements: The Council's annual finance report providing details of the Council's financial performance and position at the end of the financial year. The format is prescribed to enable external comparison with other public and private entities.</p> <p>Wales Audit Office: works to support the Auditor General as the public sector watchdog for Wales. They aim to ensure that the people of Wales know whether public money is being managed wisely and that public bodies in Wales understand how to improve outcomes.</p>

Mae'r dudalen hon yn wag yn bwrpasol

STATEMENT OF ACCOUNTS

2018-19



CONTENTS

	Page
Flintshire County Council:	
Narrative Report	1 - 8
Statement of Responsibilities for the Statement of Accounts	9
Expenditure and Funding Analysis	10
Core Financial Statements:	
Comprehensive Income and Expenditure Statement for the year ended 31 st March 2019	11
Movement in Reserves Statement for the year ended 31 st March 2019	12
Balance Sheet as at 31 st March 2019	13 - 14
Cash Flow Statement for the year ended 31 st March 2019	15
Notes to the Core Financial Statements:	
1. Note to Expenditure and Funding Analysis	16 - 17
2. Segmental Income and Expenditure	18
3. Income and Expenditure Analysed by Nature	18
4. Other Operating Expenditure	19
5. Financing and Investment Income and Expenditure	19
6. Local Taxation & Non Specific Grant Income	19 - 20
7. Adjustments between Accounting and Funding Basis Under Regulations	21 - 22
8. Property, Plant and Equipment	23 - 25
9. Investment Properties and Agricultural Estate	26 - 27
10. Assets Held For Sale	28 - 29
11. Long Term Investments	29
12. Long Term Debtors	29
13. Short Term Debtors	30
14. Short Term Investments	30
15. Cash and Cash Equivalents	31
16. Borrowing Repayable On Demand Or Within 12 Months	31
17. Creditors	31
18. Grant Income	32 - 33
19. Provisions	33 - 34
20. Long Term Borrowing	34
21. Usable Reserves	34 - 36
22. Unusable Reserves	37 - 40
23. Cash Flow Statement – Operating Activities	40
24. Cash Flow Statement – Investment Activities	40
25. Cash Flow Statement – Financing Activities	40
26. Officers Remuneration (Including Exit Packages)	41 - 43
27. Members' Allowances	43
28. Related Parties	44 - 46
29. Audit Fees	46
30. National Health Services (Wales) Act 2006	46
31. Agency Services	47

32. Other Funds Administered By The Council	47
33. Contingent Liabilities	48
34. Contingent Asset	48
35. Critical Judgments and Assumptions Made	48 - 50
36. Provision for Repayment of External Loans	50
37. Capital Expenditure and Capital Financing	51
38. Future Capital Commitments	51
39. Leasing	52 - 53
40. Accounting Standards Issued but Not Yet Adopted	54
41. Financial Instruments	54 - 60
42. Pensions	60 - 65
43. Prior Period Adjustment	65 - 67

Supplementary Financial Statements:

Housing Revenue Account Income and Expenditure Account for the Year Ended 31 st March 2019	68
Movement on the Housing Revenue Account Statement for the Year Ended 31 st March 2019	68
Notes to the Housing Revenue Account for the Year Ended 31 st March 2019	69 - 71
Accounting Policies	72 - 87

Group Accounts:

Flintshire County Council's Single Entity Financial Statements combined with its subsidiaries	88 - 95
---	---------

Flintshire County Council:

Independent Auditor's Report to the Members of Flintshire County Council	96 - 97
--	---------

Annual Governance Statement	98 - 129
------------------------------------	----------

NARRATIVE REPORT

INTRODUCTION

Flintshire County Council's Statement of Accounts for 2018/19 details the income and expenditure on service provision for the financial year 1st April 2018 to 31st March 2019 and the value of the Council's assets and liabilities as at 31st March 2019. The Group Accounts incorporates the Council's Financial Statements with that of its wholly owned subsidiaries North East Wales Homes Ltd (NEW Homes), Newydd Catering and Cleaning Ltd and Theatr Clwyd Productions Ltd.

The Accounts have been prepared in accordance with the requirements of the 2018/19 Code of Practice on Local Authority Accounting which is based on International Financial Reporting Standards (IFRS).

As always the production of this comprehensive and complex set of accounts has required an enormous effort from many people across the Council, both within finance and within service portfolio areas. The Council has prepared and submitted the Accounts to the Council's External Auditors by the earlier legislative deadline of 15th June 2019.

The Council set its budget for the 2018/19 financial year in the context of a continuing reduction in public sector funding and rising demand for its services. Despite facing significant challenges, the Council managed to achieve 98% of its budgeted efficiencies and was able to limit spending to £608k less than its approved budget, due to a combination of one-off savings and good financial management and control. In addition, the Council's overall financial position significantly benefitted as a result of changes made to the Minimum Revenue Provision Policy last year and the receipt of a VAT refund on sporting exemptions. The financial impact of these were £1,400k and £1,940k respectively which allowed the Council to increase its Unearmarked Reserves.

The revenue outturn position, explained below, is important to residents and rent payers, as it records only those expenses which statute allows to be charged against the Council's annual budget and amounts collected from council tax and rents. Revenue outturn differs from the Comprehensive Income and Expenditure Statement (CIES) as the CIES includes charges for items such as depreciation, impairment, capital grants and pension charges which are accounting adjustments not included in the outturn.

In addition to meeting the statutory deadline for producing the Accounts, the finance service also aspires to develop a Statement of Accounts that is more accessible to users. Flintshire County Council is a large and diverse organisation and the information contained in these Accounts is technical and complex. The aim of this narrative statement, therefore, is to provide a general guide to the items of interest and highlights some of the more significant matters that have contributed to the final position for the financial year ending 31st March 2019.

COUNCIL PERFORMANCE DURING THE YEAR

The Council Plan for 2018/19 set the Council's priorities for the year, identifying the areas where service change or focus was needed. The Plan has six themes and a number of supporting priorities dependent upon the focus of attention for the year. The plan is published on the Council's website and is a user friendly document which clearly explains for each priority why it is a priority, what we intend to achieve and how we will measure those achievements. A separate linked document is also published which describes in more detail the actual measures and milestones in making improvements or change throughout the year.

Public reports which measure our progress against this document are published quarterly, with the outturn for the year reported to Cabinet in July 2019. This report is available on the Council's website. The end of year report is published in October 2019.

NARRATIVE REPORT

FINANCIAL PERFORMANCE DURING THE YEAR

The revenue budget covers the Council's day-to-day expenditure and income on such items as salaries and wages, running costs of services and the financing costs of capital expenditure. The capital programme covers expenditure on the acquisition of significant assets which will be of use or benefit to the Council in providing its services beyond the year of account, such as the enhancement or replacement of roads, buildings and other structures.

Economic climate

Approximately 72% of the budget requirement for Council services comes from Welsh Government through Aggregate External Funding (Revenue Support Grant and Non Domestic Rates). In 2018/19, there was a decrease in funding of 0.2% which was combined with significant cost pressures from factors outside of the Council's control such as policy directions or new legislation from UK and Welsh Government. These unfunded pressures are expected to be met by the Council without extra funds being set aside by Government and include; inflation, demographic growth, additional workforce cost pressures and a general increase in demand for Council services. The impact of funding not keeping pace with increasing costs has significant consequences and is expected to do so in future years as reflected in our latest Medium Term Financial Strategy.

Despite this financial challenge, portfolio business plans and corporate financing options enabled us to plan for £5,511k of new efficiencies in our 2018/19 budget, enabling the Council to invest in priorities such as school budgets, social care and providing resources to re-shape services.

Revenue outturn compared to budget

The Council Fund budget for 2018/19 was set at £264,329k and was approved by Council on 20th February 2018. Budget monitoring information was reported to Cabinet on a monthly basis throughout the year, with final outturn reported on 16th July 2019.

The budget strategy for 2018/19 was based on an organisational strategy to reduce costs to shield and protect local services. It includes a package of measures and proposals which combine corporate financing options, portfolio level business plan proposals, review of pressures, as well as maximisation of income generation and a review of reserves and balances.

Total net expenditure for 2018/19 amounted to £264,065k against the budget of £264,329k.

NARRATIVE REPORT

	2018/19 Budget £000	2018/19 Actual £000	Variance £000
Corporate Services :			
Chief Executive	2,990	2,554	(436)
People and Resources	4,403	4,387	(16)
Governance	8,135	8,307	172
	<u>15,528</u>	<u>15,248</u>	<u>(280)</u>
Social Services	69,266	69,324	58
Housing and Assets	14,640	14,499	(141)
Streetscene and Transportation	29,878	31,423	1,545
Planning, Environment & Economy	5,640	5,589	(51)
Education and Youth	101,043	101,625	582
Strategic Programmes	4,198	4,179	(19)
Net expenditure on services	240,193	241,887	1,694
Central loans and investment account	13,562	13,427	(135)
Central and Corporate Finance	12,519	10,696	(1,823)
Total net expenditure	266,274	266,010	(264)
Contribution from reserves	(1,945)	(1,945)	0
Budget requirement	264,329	264,065	(264)
Financed by			
Council tax (net of community council precepts expenditure)	75,172	75,516	(344)
General grants	140,031	140,031	0
Non-domestic rates redistribution	49,126	49,126	0
Total resources	264,329	264,673	(344)
Net variance - (underspend)	0	(608)	(608)

The underspend of £264k, increased to £608k by way of additional Council Tax income of £344k, combined with other agreed funding transfers to produce year-end Council fund revenue reserves of £14,020k.

NARRATIVE REPORT

The table below shows the position for the Housing Revenue Account for the year:

	2018/19 Budget £000	2018/19 Actual £000	Variance £000
Estate Management	1,617	1,477	(140)
Landlord Services	1,415	1,408	(7)
Repairs & Maintenance	8,044	7,606	(438)
HRA Projects	87	45	(42)
Finance & Support	1,252	977	(275)
Revenue contributions to fund Capital Expenditure	12,402	14,137	1,735
Net expenditure on services	24,817	25,650	833
Central loans and investment account	8,618	7,508	(1,110)
Support Services	1,040	1,035	(5)
Total net expenditure	34,475	34,193	(282)
Contribution from reserves	330	303	(27)
Budget requirement	34,805	34,496	(309)
Financed by			
Rents	33,780	33,500	280
Grants and Other Income	1,025	996	29
Total resources	34,805	34,496	309
Net variance	0	0	0

2018/19 was the 4th year of a 6 year programme of capital schemes to improve the quality of its housing stock and achieve the Welsh Housing Quality Standard which is in part funded by revenue contributions. The planned WHQS capital programme increased during the year. The increased expenditure was mitigated by underspends on other budget headings. A contribution of £303k was made to HRA reserves bringing the total HRA reserves as at 31st March 2019 to £2,221k.

Capital Programme Budget, Outturn and Financing

Each year the Council approves a programme of capital works, which provides for investment in assets such as land, buildings and road improvements. The 2018/19 Capital Programme was approved in the sum of £60,269k (Housing Revenue Account £36,496k and Council Fund £23,773k); this figure increased during the course of the year to a final programme total of £72,216k, (Housing Revenue Account £27,033k and Council Fund £45,183k). Capital Programme budget monitoring information was reported to Cabinet on a quarterly basis throughout the year, with final outturn reported on 16th July 2019.

NARRATIVE REPORT

Expenditure incurred is set out in the table below presented on the basis of those 'service blocks' used by Welsh Government in collecting capital data by way of the Capital Outturn Return (COR) forms, for its published Local Government Finance Statistics. Schemes and projects include; investment in the Council's housing stock as part of the plan to achieve the Welsh Housing Quality Standard, and the 21st Century Schools building programme which includes works to Connah's Quay High School and the amalgamation of schools in Penyffordd.

	2019
	£000
Education	15,771
Social services	3,186
Transport	10,254
Housing	29,746
Libraries, culture and heritage	303
Agriculture and fisheries *	55
Sport and recreation	2,794
Other environmental services	4,520
Outturn	<u>66,629</u>

* Incorporating land drainage and flood prevention/coast protection (to which the Council's expenditure relates)

The programme was financed as follows -

	2019
	£000
Supported borrowing	4,051
Other borrowing (including Salix loans)	14,554
Capital receipts	999
Capital grants and contributions	30,579
Capital reserves/capital expenditure funded from revenue account	16,446
Core financing	<u>66,629</u>

Strategic Housing and Regeneration Programme (SHARP)

The Council has embarked on an ambitious house building programme as part of its Strategic Housing and Regeneration Programme (SHARP). Over a 5 year period 500 new homes will be built at a range of sites across the county, a mixture of new council houses and affordable homes, alongside commissioning a range of linked regeneration initiatives and community benefits.

During the year, the Council House building programme continued, all funded through the Housing Revenue Account. 35 new homes were completed and occupied at sites in Connah's Quay, Leeswood, Mold and Shotton. Work began to develop another 79 homes in Llys Dewi, Penyffordd (Holywell), Nant-Y-Gro, Gronant, the former depot site at Dobshell and Maes Gwern, Mold. Total costs during the year equated to £4,233k (included within the housing figure in the Capital Outturn above). Approval was also given in January for a further 12 HRA properties in Garden City, Deeside.

Affordable homes are being developed through the Council's wholly owned subsidiary North East Wales Homes (NEW Homes) in partnership with the Council. 62 new affordable homes for rent at The Walks site in Flint (one of the former maisonette sites) have been built and are now occupied. The NEW Homes Board's preferred option was to seek approval to borrow the capital finance required directly from the Council. The Council approved the loan with the final £424k drawn down during the year (also included within the housing figure in the Capital Outturn).

NARRATIVE REPORT

During the year the NEW Homes Board also approved the development of 30 new affordable homes for rent at Llys Dewi, Penyffordd (Holywell), Nant-Y-Gro, Gronant, and Maes Gwern, Mold. Following a thorough appraisal of capital funding options available the Board's preferred option was to seek approval to borrow the capital finance required directly from the Council. The Council has approved a loan of up to £10,000k, none of which was drawn down during the year.

Borrowing

The Council undertook £17,531k of long term borrowing from the Public Works Loan Board (PWLB) during 2018/19 to fund capital expenditure schemes including building new homes through the SHARP and the 21st Century Schools building programme. A further £10,000k of long term borrowing was arranged at the end of the financial year which will be paid in 2019/20. The balance sheet (long term) borrowing total of £272,383k includes, the sum of £4,313k relating to interest free loans from Salix Finance Ltd, an independent company funded by the Carbon Trust to help improve energy efficiency in the public sector buildings, with new loans taken out during the year for a variety of energy efficiency projects including street lighting, and loans totaling £860k from Welsh Government for regeneration initiatives in Deeside under the Vibrant and Viable Places Scheme within the Capital Programme.

Financial Position at 31st March 2019

Reserves and Provisions

The Council sets funding aside to meet future liabilities and service developments in provisions and reserves held on the Balance Sheet at 31st March 2019.

Provisions are based on past events that place an obligation on the Council which is likely to result in a future financial liability, but there is uncertainty over the timing and precise value of the liability. Provisions are disclosed in Note 19.

The Council has established a number of revenue reserves, falling outside the definition of a provision, which are summarised in the table below. The Council fund balance is a measure of the uncommitted reserves the Council holds prudently to meet cash flow requirements and unforeseen future events.

	2019	Net Underspend	Other	2018
	£000	£000	£000	£000
Council fund (unearmarked) balance	14,020	608	(285)	13,697
Earmarked council fund reserves	11,979	0	(1,612)	13,591
Locally managed schools	1,335	0	50	1,285
Housing Revenue Account reserves	2,221	49	254	1,918
Total revenue reserves	29,555	657	(1,593)	30,491

Pension Liability

The liability recorded in the balance sheet £407,745k has increased by £58,880k during the year, as a result of changes to the financial assumptions used by the pension fund Actuary, and as a result of a recent judgement by the Court of Appeal, called the McCloud judgement, which will impact on all Public Service Pension Schemes. The ruling found that transitional protections to older members constituted unlawful age discrimination. Note 42 provides further information. The main change in financial assumptions relates to the decrease in the discount rate used to discount the future cash flows of the fund and an increase in the assumption of the rate of Consumer Price Index. These assumptions are determined by the Actuary and represent the market conditions at the balance sheet date. The Council relies and places assurance on the professional judgement of the Actuary and the assumptions used to calculate the liability. Disclosures in Note 42 are in accordance with International Accounting Standard 19 (IAS 19), accounting in full for the pension liability, that is the total projected deficit over the life of the fund. IAS 19 has no impact on Council tax levels or housing finance, but the liability does impact on the net worth of the Council as reflected in the balance sheet total of £58,992k (£115,014k as at 31st March 2018).

NARRATIVE REPORT

Revaluation of Non-Current Assets

All non-current assets must be revalued every five years. The Council meets this requirement by revaluing a proportion of the total asset portfolio each year and during 2018/19 (the fourth year of the current cycle, commencing 1st April 2015) 25% of operational non-dwelling assets were revalued. The exception to this arrangement is Council Dwellings which were all valued in 2015/16.

FINANCIAL OUTLOOK FOR THE COUNCIL

The Council has a Medium Term Financial Strategy (MTFS) which forecasts the amount of resource that the Council is likely to have over the next 3 years, identifies any funding gap, which enables specific actions to be identified to balance the budget and manage resources.

The MTFS is under constant review to reflect budget developments at a national and local level. The Council has adopted a principled but high risk approach to finding solutions to the unprecedented level of budget savings to be found in recent years and a revised MTFS was shared with Cabinet in April 2019. The Council was able to set a balanced budget for 2019/20 at its meeting in February 2019 although the initial forecast for 2020/21 has identified pressures totaling £13.2m. This forecast will continue to be updated to incorporate budget developments at a national and local level alongside a budget strategy for dealing with the pressures.

Flintshire, as a low funded Council, has made the case that it is particularly exposed to the significant annual reductions to public sector funding to meet current and new cost burdens. In April 2019 the Council created a Working Group consisting of Members across all political parties to develop a case for a more sustainable and equitable approach to Local Government funding alongside the Welsh Local Government Association and will continue to work with Welsh Government to address this as part of its overall financial strategy.

Regular updates will be provided to Cabinet and relevant Scrutiny Committees throughout the year as part of the budget process which will include public engagement and external stakeholder sessions.

There continues to be a high level of uncertainty around how Britain will leave the European Union and the resulting impact of the decision to leave. The Council continues to monitor the situation and manage the risks as much as practical, however, at the present time the Council has concluded that this uncertainty is not yet sufficient to provide an indication that the assets of the Council might be impaired, or that its liabilities need to be reviewed.

PRINCIPAL RISKS AND UNCERTAINTIES

The Council has a comprehensive risk management policy and strategy. All the priority areas within the Council Plan identify the risks which may prevent or hinder successful delivery of our aims. These risks are assessed and then tracked throughout the year on a minimum quarterly basis. Risk management is also embedded within our ways of working – for example, through partnerships, business plan efficiency reports and within each report submitted to Cabinet or Overview and Scrutiny Committees.

The Audit Committee receives a summary of the Council's strategic risks at both mid-year and end of year. The end of year risk register was reported to Audit Committee in July 2019 and is available on the Council's website.

NARRATIVE REPORT

CHANGES AND FUTURE CHANGES TO THE STATEMENT OF ACCOUNTS

During the year no significant changes have been introduced to the Council's Statement of Accounts.

The reporting segments (service portfolios) used in revenue budget monitoring reports have changed slightly to reflect changes in responsibility at Chief Officer Level. Changes to match have therefore been made to the Comprehensive Income and Expenditure Statement, the Expenditure and Funding Analysis and associated notes. The prior year comparators have also been amended. Further information is available in Note 43.

The Accounts and Audit (Wales) Regulations 2018 came into force on 14th March 2018. The regulations confirmed the new timetables for the publishing of statements of accounts in Wales. In 2018/19 the deadline for certification by the Section 151 Officer has been brought forward to 15th June 2019, and for 2020/21 will be brought forward to 31st May 2020. The Council is actively preparing for having to produce its accounts earlier in conjunction with its external auditors. The regulations also remove the requirement for pension fund statements to be included in the administering bodies' accounts.

CHANGE IN ACCOUNTING POLICIES

Minor changes to accounting policies have been made during 2018/19 to reflect changes in the Code of Practice. In the main this relates to the Code's adoption of IFRS 9 Financial Instruments. There have been no other significant changes to accounting policies during the year.

FURTHER INFORMATION

The Statement of Accounts is available on the internet (www.flintshire.gov.uk); with further information available on accounts and budgets available on request from the Corporate Finance Manager, Flintshire County Council, County Hall, Mold, CH7 6NA.

STATEMENT OF RESPONSIBILITIES FOR THE STATEMENT OF ACCOUNTS

THE COUNCIL'S RESPONSIBILITIES

The Council is required to :-

- make arrangements for the proper administration of its financial affairs and to secure that one of its officers has the responsibility for the administration of those affairs. In this Council, this is the Corporate Finance Manager as Chief Finance Officer;
- to manage its affairs to secure economic, efficient and effective use of resources and safeguard its assets;
- approve the statement of accounts.

Signed :

**Cllr Marion Bateman
Chair to the County Council**

Date :

THE CHIEF FINANCE OFFICER'S RESPONSIBILITIES

The Chief Finance Officer is responsible for the preparation of the Council's statement of accounts in accordance with the proper practices as set out in the CIPFA/LASAAC Code of Practice on Local Authority Accounting in Great Britain ("the Code").

In preparing this statement of accounts, the Chief Finance Officer has :-

- selected suitable accounting policies and then applied them consistently;
- made judgements and estimates that were reasonable and prudent;
- complied with the Code.

The Chief Finance Officer has also :-

- kept proper accounting records which were up to date;
- taken reasonable steps for the prevention and detection of fraud and other irregularities.

The statement of accounts presents a true and fair view of the financial position of the Council at 31st March 2019, and its income and expenditure for the year then ended.

Signed :

**Gary Ferguson CPFA
Corporate Finance Manager (Chief Finance Officer)**

Date :

EXPENDITURE AND FUNDING ANALYSIS

for the year ended 31st March 2019

The Expenditure and Funding Analysis shows how annual expenditure is used and funded from resources (government grants, rents, council tax and business rates) by local authorities in comparison with those resources consumed or earned by authorities in accordance with generally accepted accounting practices. It also shows how this expenditure is allocated for decision making purposes between the Council's service portfolios. Income and expenditure accounted for under generally accepted accounting practices is presented more fully in the Comprehensive Income and Expenditure Statement.

2018/19	Net Portfolio Final Outturn Reported £000	Adjustments for Movements (to)/from Earmarked Reserves £000	Chargeable to C F / HRA Reserves £000	Adjustments between Funding & Accounting Basis £000	Net Expenditure - CI&ES £000
Chief Executive's	2,554	(17)	2,537	22	2,559
Education & Youth	101,625	443	102,068	3,366	105,434
Governance	7,963	211	8,174	1,551	9,725
Housing & Assets	14,499	997	15,497	(2,998)	12,499
People & Resources	4,387	(66)	4,321	71	4,392
Planning, Environment & Economy	5,589	117	5,706	362	6,068
Social Services	69,324	(65)	69,259	660	69,919
Strategic Programmes	4,179	41	4,220	6,105	10,325
Streetscene	31,423	718	32,141	5,627	37,768
Central & Corporate Finance	22,178	(611)	21,566	(6,774)	14,792
Housing Revenue Account	(49)	(254)	(303)	8,984	8,681
Clwyd Theatr Cymru	0	58	58	32	90
Cost of services	263,672	1,572	265,244	17,008	282,252
Other Income and Expenditure	(264,328)	20	(264,308)	8,495	(255,813)
(Surplus)/deficit on the provision of services	(656)	1,592	936	25,503	26,439
Opening Council Fund / HRA Reserves			30,491		
In Year Revenue Surplus / Deficit					
Council Fund (CF)			(633)		
Housing Revenue Account (HRA)			(303)		
Closing Council Fund / HRA Reserves			29,555		
Restated 2017/18					
	Net Portfolio Final Outturn Reported £000	Adjustments for Movements (to)/from Earmarked Reserves £000	Chargeable to C F / HRA Reserves £000	Adjustments between Funding & Accounting Basis £000	Net Expenditure - CI&ES £000
Chief Executive's	2,805	51	2,856	39	2,895
Education & Youth	99,709	1,112	100,821	5,991	106,812
Governance	7,534	296	7,830	2,414	10,244
Housing & Assets	13,406	161	13,567	(6,574)	6,993
People & Resources	4,412	117	4,529	112	4,641
Planning, Environment & Economy	5,568	126	5,694	1,186	6,880
Social Services	63,250	149	63,399	813	64,212
Strategic Programmes	5,702	99	5,801	1,701	7,502
Streetscene	29,928	(317)	29,611	5,820	35,431
Central & Corporate Finance	20,735	3,192	23,927	(26,129)	(2,202)
Housing Revenue Account	0	(276)	(276)	16,119	15,843
Clwyd Theatr Cymru	0	5	5	39	44
Cost of services	253,049	4,715	257,764	1,531	259,295
Other Income and Expenditure	(255,156)	20	(255,136)	21,584	(233,551)
(Surplus)/deficit on the provision of services	(2,107)	4,735	2,628	23,116	25,743
Opening Council Fund / HRA Reserves			33,120		
In Year Revenue Surplus / Deficit					
Council Fund (CF)			(2,903)		
Housing Revenue Account (HRA)			276		
Closing Council Fund / HRA Reserves			30,493		

*The 2017/18 figures have been restated as explained in Note 43. This has not changed the total figure of the EFA or CIES.

Tudalen 29

COMPREHENSIVE INCOME AND EXPENDITURE STATEMENT

for the year ended 31st March 2019

The Comprehensive Income and Expenditure Statement shows the accounting cost in the year of providing services in accordance with generally accepted accounting practices, rather than the amount to be funded from local taxation. Authorities raise local taxation to cover expenditure in accordance with regulations; this may be different from the accounting cost. The taxation position is shown in the Movement in Reserves Statement.

	Note	2019		Restated 2018			
		Gross Expenditure	Gross Income	Net Expenditure	Gross Expenditure	Gross Income	Net Expenditure
		£000	£000	£000	£000	£000	£000
Service Expenditure Analysis							
Chief Executive's		2,707	(147)	2,559	3,016	(121)	2,895
Education & Youth		132,948	(27,514)	105,434	136,015	(29,203)	106,812
Governance		11,871	(2,146)	9,725	12,734	(2,491)	10,243
Housing & Assets		53,412	(40,913)	12,499	50,952	(43,958)	6,994
People & Resources		4,757	(365)	4,392	5,033	(392)	4,641
Planning, Environment & Economy		10,858	(4,790)	6,068	11,539	(4,658)	6,881
Social Services		90,983	(21,064)	69,919	85,033	(20,822)	64,211
Strategic Programmes		10,842	(517)	10,325	9,554	(2,052)	7,502
Streetscene		48,597	(10,829)	37,768	47,355	(11,924)	35,431
Central & Corporate Finance		18,016	(3,224)	14,792	(900)	(1,303)	(2,203)
Housing Revenue Account		43,829	(35,148)	8,681	48,959	(33,115)	15,844
Clwyd Theatr Cymru		6,999	(6,908)	90	5,932	(5,889)	43
Cost of services		435,818	(153,565)	282,252	415,222	(155,928)	259,293
Other Operating Expenditure	4			26,727			26,221
Financing and Investment Income and Expenditure	5			20,257			20,716
Taxation and Non-Specific Grant Income	6			(302,797)			(280,488)
(Surplus)/deficit on the provision of services	3			26,439			25,742
(Surplus)/deficit arising on revaluation of non-current assets				(8,717)			(48,838)
(Surplus)/deficit arising on revaluation of available-for-sale financial assets				0			0
Actuarial (gains) or losses on pension assets and liabilities				38,303			(48,404)
Total comprehensive income and expenditure				56,025			(71,500)

*The 2017/18 figures have been restated as explained in Note 43. This has not changed the total figure in the CIES or EFA.

MOVEMENT IN RESERVES STATEMENT

for the year ended 31st March 2019

The movement in reserves statement shows the movement in the year on the different reserves held by the Council, analysed into Usable Reserves (those that can be applied to fund expenditure or reduce local taxation) and other (Unusable) Reserves.

The Surplus or (Deficit) on the Provision of Services line shows the true economic cost of providing the Council's services, more details of which are shown in the Comprehensive Income and Expenditure Statement. These are different from the statutory amounts required to be charged to the Council Fund Balance and the Housing Revenue Account for council tax setting and dwellings rent setting purposes.

The Increase / Decrease in the year shows the Statutory Council Fund Balance and Housing Revenue Account Balance before any discretionary transfers to or from earmarked reserves as shown in Note 21.

	Note	Council Fund Reserves £000	Housing Revenue Account Balance £000	Capital Receipts Reserve £000	Capital Grants Unapplied £000	Total Usable Reserves £000	Unusable Reserves £000	Total Reserves of the Authority £000
At 31st March 2018		28,575	1,918	14,094	4,825	49,412	65,605	115,017
In Year Movement in Reserves								
Total comprehensive income and expenditure		(12,314)	(14,125)	0	0	(26,439)	(29,586)	(56,025)
Adjustments between accounting and funding basis under	7	11,073	14,428	1,851	1,838	29,190	(29,190)	0
Increase/(decrease) in year		(1,241)	303	1,851	1,838	2,751	(58,776)	(56,025)
At 31st March 2019		27,334	2,221	15,945	6,663	52,163	6,829	58,992

	Note	Council Fund Reserves £000	Housing Revenue Account Balance £000	Capital Receipts Reserve £000	Capital Grants Unapplied £000	Total Usable Reserves £000	Unusable Reserves £000	Total Reserves of the Authority £000
At 31st March 2017		31,478	1,642	10,671	4,012	47,803	(4,285)	43,518
In Year Movement in Reserves								
Total comprehensive income and expenditure		(4,600)	(21,143)	0	0	(25,743)	97,242	71,499
Adjustments between accounting and funding basis under	7	1,697	21,419	3,423	813	27,352	(27,352)	0
Increase/(decrease) in year		(2,903)	276	3,423	813	1,609	69,890	71,499
At 31st March 2018		28,575	1,918	14,094	4,825	49,412	65,605	115,017

BALANCE SHEET

as at 31st March 2019

		2019		2018	
	Note	£000	£000	£000	£000
NON-CURRENT ASSETS					
Property, Plant & Equipment	8				
Council dwellings		203,171		207,735	
Other land and buildings		315,377		313,234	
Vehicles, plant, furniture and equipment		13,956		14,577	
Surplus assets		7,082		8,934	
Infrastructure assets		156,782		153,463	
Community assets		4,721		4,721	
Assets under construction		24,281		7,512	
Total Property, Plant & Equipment			725,370		710,176
Investment properties and Agricultural Estate	9		27,035		29,064
Intangible assets			25		57
Long term investments	11		2,144		0
Long term debtors	12		7,771		2,387
NON-CURRENT ASSETS TOTAL			<u>762,345</u>		<u>741,684</u>
CURRENT ASSETS					
Inventories		1,036		836	
Short term debtors (net of impairment provision)	13	43,845		44,675	
Short term investments	14	0		0	
Cash and cash equivalents	15	30,335		31,803	
Assets held for sale	10	1,113		1,517	
CURRENT ASSETS TOTAL			<u>76,329</u>		<u>78,831</u>
CURRENT LIABILITIES					
Borrowing repayable on demand or within 12 months	16	(50,454)		(58,084)	
Short term creditors	17	(35,953)		(30,622)	
Provision for accumulated absences		(2,666)		(1,776)	
Deferred liabilities	39	(555)		(541)	
Grants receipts in advance	18	(1,815)		(2,512)	
Provisions	19	(112)		(609)	
CURRENT LIABILITIES TOTAL			<u>(91,555)</u>		<u>(94,144)</u>
NON-CURRENT LIABILITIES					
Long term creditors	17	(1,532)		(1,342)	
Long term borrowing	20	(272,379)		(253,672)	
Deferred liabilities	39	(4,479)		(4,846)	
Provisions	19	(990)		(1,000)	
Other long term liabilities	42	(407,745)		(348,865)	
Grants receipts in advance	18	(1,002)		(1,632)	
NON-CURRENT LIABILITIES TOTAL			<u>(688,127)</u>		<u>(611,357)</u>
NET ASSETS			<u>58,992</u>		<u>115,014</u>

BALANCE SHEET

		2019		2018	
	Note	£000	£000	£000	£000
USABLE RESERVES	21				
Capital receipts reserve		15,945		14,094	
Capital grants unapplied		6,663		4,825	
Council fund		14,020		13,697	
Earmarked reserves		13,314		14,876	
Housing revenue account		2,221		1,918	
USABLE RESERVES TOTAL			52,163		49,410
UNUSABLE RESERVES	22				
Revaluation reserve		105,289		103,062	
Capital adjustment account		317,944		319,537	
Financial instruments adjustment account		(6,091)		(6,452)	
Pensions reserve		(407,745)		(348,865)	
Deferred capital receipts		98		98	
Accumulated absences account		(2,666)		(1,776)	
UNUSABLE RESERVES TOTAL			6,829		65,604
TOTAL RESERVES			58,992		115,014

The Balance Sheet shows the value at the balance sheet date of the assets and liabilities recognised by the Council. The net assets of the Council (assets less liabilities) are matched by the reserves held. Reserves are reported in two categories –

- Usable Reserves - those reserves that the Council may use to provide services, subject to the need to maintain a prudent level of reserves and any statutory limitations on their use (e.g. the Capital Receipts Reserve that may only be used to fund capital expenditure or repay debt).
- Unusable Reserves - those reserves that the Council is unable to use to provide services, including reserves that hold unrealised gains and losses (e.g. the Revaluation Reserve), where amounts would only become available to provide services if the assets are sold, and reserves that hold timing differences shown in the Movement in Reserves Statement line 'Adjustments between accounting basis and funding basis under regulations'.

CASH FLOW STATEMENT
for the year ended 31st March 2019

The Cash Flow Statement shows the changes in cash and cash equivalents of the Council during the reporting period. The statement shows how the Council generates and uses cash and cash equivalents by classifying cash flows as operating, investing and financing activities. The amount of net cash flows arising from operating activities is a key indicator of the extent to which the operations of the Council are funded by way of taxation and grant income or from the recipients of services provided by the Council. Investing activities represent the extent to which cash outflows have been made for resources which are intended to contribute to the Council's future service delivery. Cash flows arising from financing activities are useful in predicting claims on future cash flows by providers of capital (i.e. borrowing) to the Council.

The cash flow statement is reported using the indirect method, whereby net surplus or deficit on the provision of services is adjusted for the effects of transactions of a non-cash nature, any deferrals or accruals of past or future operating cash receipts or payments, and items of revenue or expense associated with investing or financing cash flows.

	Note	2019		2018	
		£000	£000	£000	£000
Net surplus or (deficit) on the provision of services		(26,439)		(25,743)	
Adjustment to surplus or deficit on the provision of services for non-cash movements		83,971		62,551	
Adjust for items included in the net surplus or deficit on the provision of services that are investing and financing activities		<u>(35,227)</u>		<u>(20,986)</u>	
Net cash flows from operating activities	23		22,305		15,822
Net cash flows from investing activities	24	(34,158)		(30,087)	
Net cash flows from financing activities	25	<u>10,385</u>		<u>39,106</u>	
Net increase or decrease in cash and cash equivalents			<u>(23,773)</u> (1,468)		<u>9,019</u> 24,841
Cash and cash equivalents at the beginning of the reporting period	15		31,803		6,962
Cash and cash equivalents at the end of the reporting period	15		30,335		31,803

NOTES TO THE CORE FINANCIAL STATEMENTS

for the year ended 31st March 2019

INTRODUCTION TO NOTES

The financial statements have been prepared in accordance with the Code of Practice on Local Authority Accounting in the United Kingdom 2018/19 (the Code) and the Council's accounting policies. The notes that follow (1 to 43) set out supplementary information to assist readers of the accounts.

1. NOTE TO EXPENDITURE AND FUNDING ANALYSIS

The adjustments between the funding and accounting basis within the Expenditure and Funding Analysis is explained in more detail below:

Adjustments from Council Fund / HRA to arrive at CI&ES Amounts	2018/19			Total Adjustments £000
	Adjustments for Capital Purposes £000	Adjustments for Employee Benefit Purposes £000	Other Adjustments £000	
	a	b	c	
Note				
Chief Executive's	0	22	0	22
Education & Youth	3,748	(44)	(338)	3,366
Governance	1,269	71	211	1,551
Housing & Assets	8,758	1	(11,757)	(2,998)
People & Resources	0	71	0	71
Planning, Environment & Economy	549	90	(277)	362
Social Services	361	343	(44)	660
Strategic Programmes	6,256	53	(204)	6,105
Streetscene	7,367	166	(1,906)	5,627
Central & Corporate Finance	1,513	11,058	(19,345)	(6,774)
Housing Revenue Account	30,572	79	(21,667)	8,984
Clwyd Theatr Cymru	0	32	0	32
Cost of services	60,393	11,942	(55,327)	17,008
Other Income and Expenditure from the EFA	(29,833)	9,526	28,802	8,495
Differences between CF / HRA surplus / deficit and CI&ES surplus / deficit	30,560	21,468	(26,525)	25,503

Adjustments from Council Fund / HRA to arrive at CI&ES Amounts	Restated 2017/18			Total Adjustments £000
	Adjustments for Capital Purposes £000	Adjustments for Employee Benefit Purposes £000	Other Adjustments £000	
	a	b	c	
Note				
Chief Executive's	0	40	0	40
Education & Youth	7,817	(1,608)	(219)	5,991
Governance	1,695	110	609	2,414
Housing & Assets	3,158	92	(9,824)	(6,574)
People & Resources	0	112	0	112
Planning, Environment & Economy	1,260	146	(220)	1,186
Social Services	269	544	0	813
Strategic Programmes	1,937	0	(235)	1,701
Streetscene	6,023	259	(462)	5,820
Central & Corporate Finance	1,343	(8,655)	(18,817)	(26,129)
Housing Revenue Account	35,239	123	(19,243)	16,119
Clwyd Theatr Cymru	0	39	0	39
Cost of services	58,741	(8,799)	(48,411)	1,531
Other Income and Expenditure from the EFA	(16,663)	10,142	28,106	21,585
Differences between CF / HRA surplus / deficit and CI&ES surplus / deficit	42,078	1,343	(20,305)	23,116

*The 2017/18 figures have been restated as explained in Note 43. This has not changed the total figure in the CIES.

NOTES TO THE CORE FINANCIAL STATEMENTS

a. Adjustments for Capital Purposes

This column adds in capital accounting adjustments that are not reported within a portfolio's final outturn but are required in the Comprehensive Income and Expenditure Statement by the Code of Practice and includes; depreciation, impairments, revaluation losses, amortisation, and revenue expenditure funded from capital under statute (REFCUS).

Net gains and losses on the disposal of non-current assets (included within other operating expenditure) and capital grants and contributions (included within taxation and non-specific grant income and expenditure) are reported in the Comprehensive Income and Expenditure Statement but not in the final outturn report and therefore are included within capital accounting adjustments.

b. Adjustments for Employee Benefit Purposes

This column adds in accounting adjustments related to IAS 19 Employee Benefits that are not reported within a portfolio's final outturn but are required in the Comprehensive Income and Expenditure Statement by the Code of Practice and includes; pension adjustments – removing the employer pension contributions made to the pension funds during the year, and replacing with the current service and past service costs (being the calculated benefit earned during the year), and the movement on the accumulated absences provision (being the accounting cost of leave entitlements earned by employees but not taken before the year-end which is carried forward into the next financial year).

The administrative expenses and the net interest on the net defined benefit liability (included within other operating expenditure and financing and investment income and expenditure respectively) are reported in the Comprehensive Income and Expenditure Statement but not in the final outturn report and therefore are included within employee benefit accounting adjustments.

c. Other Adjustments

This column contains all other accounting adjustments required in the Comprehensive Income and Expenditure Statement by the Code of Practice that are not reported within a portfolio's final outturn and includes; Capital grants received to fund REFCUS, removal of charges to revenue to fund capital schemes, removal of statutory provision for the financing of capital expenditure (Minimum Revenue Provision) and debt rescheduling.

In addition, the column also includes adjustments for transactions reported within a portfolio's final outturn required by the Code of Practice to be reported below the Cost of Services line within the Comprehensive Income and Expenditure Statement and includes; income and expenditure related to investment properties (included within financing and investment income and expenditure), interest payable and interest and investment income (included within financing and investment income and expenditure).

NOTES TO THE CORE FINANCIAL STATEMENTS

2. SEGMENTAL INCOME AND EXPENDITURE

Income and expenditure reported on a segmental basis included within the column 'Net Portfolio Final Outturn' in the Expenditure and Funding Analysis as required by the Code of Practice is shown below:

2018/19	CE	E&Y	Gov	H&A	P&R	PE&E	SS	SP	S&T	Central and Corporate Finance	Theatr Clwyd	HRA	Total
	£000	£000	£000	£000	£000	£000	£000	£000	£000	£000	£000	£000	£000
Revenues from External Customers	(137)	(6,463)	(2,108)	(3,523)	(315)	(2,625)	(9,440)	(101)	(8,400)	(3,224)	(4,588)	(35,032)	(75,956)
Revenues from Transactions with other Operating Segments	0	(2,325)	(1,063)	(466)	(158)	(197)	(168)	0	(807)	0	(559)	0	(5,743)
Interest Revenues	0	0	0	0	0	0	0	0	0	(441)	0	0	(441)
Interest Expense	0	0	0	0	0	0	0	0	0	8,010	0	4,974	12,984

Restated 2017/18	CE	E&Y	Gov	H&A	P&R	PE&E	SS	SP	S&T	Central and Corporate Finance	Theatr Clwyd	HRA	Total
	£000	£000	£000	£000	£000	£000	£000	£000	£000	£000	£000	£000	£000
Revenues from External Customers	(121)	(8,798)	(2,548)	(3,861)	(385)	(2,243)	(9,078)	(1,646)	(9,408)	(1,302)	(3,975)	(33,115)	(76,480)
Revenues from Transactions with other Operating Segments	0	(3,881)	(1,061)	(721)	(42)	(170)	(135)	(119)	(905)	(119)	(68)	0	(7,220)
Interest Revenues	0	0	0	0	0	0	0	0	0	(137)	0	0	(137)
Interest Expense	0	0	0	0	0	0	0	0	0	7,913	0	4,637	12,550

*The 2017/18 figures have been restated as explained in Note 43. This has not changed the total figure in the CIES or EFA.

3. INCOME AND EXPENDITURE ANALYSED BY NATURE

Income and Expenditure reported within the Comprehensive Income and Expenditure Statement is analysed as follows:

Nature of Expenses	2018/19	2017/18
	£000	£000
Expenditure		
Employee Benefit Expenses	189,352	169,420
Other Service Expenses	196,529	198,452
Depreciation, Amortisation & Impairment	60,265	58,589
Interest Payments	13,474	13,090
Precept and Levies	26,733	25,886
Gain or loss on disposal of fixed assets	(924)	(559)
Total Expenditure	485,429	464,879
Income		
Fees, Charges and Other Service Income	(74,526)	(71,691)
Grants and Contributions	(247,979)	(235,687)
Interest and Investment Income	(2,627)	(2,720)
Income from Council Tax and Non-Domestic Rates	(133,857)	(129,039)
Total Income	(458,990)	(439,136)
Surplus or Deficit on the Provision of Services	26,439	25,743

NOTES TO THE CORE FINANCIAL STATEMENTS

4. OTHER OPERATING EXPENDITURE

	2019	2018
	£000	£000
Precept - Office of North Wales Police and Crime Commissioner	16,477	15,836
Other preceptors - Community Councils	2,847	2,711
Levy - North Wales Fire and Rescue Authority	7,410	7,340
Net gain on the disposal of non-current assets	(924)	(559)
Admin. expenses on the net defined benefit liability	917	894
	26,727	26,221

5. FINANCING AND INVESTMENT INCOME AND EXPENDITURE

An aggregate net financing and investment income and expenditure total of £20,257k (£20,716k in 2017/18), incorporates the investment losses and investment expenditure detailed below:

	2019	2018
	£000	£000
Interest payable and similar charges	13,474	13,189
Investment losses and investment expenditure	2,365	2,005
Net interest on the net defined benefit liability (see note 42)	8,609	9,248
Interest and investment income	(4,191)	(3,727)
	20,257	20,716

6. LOCAL TAXATION AND NON-SPECIFIC GRANT INCOME

	2019	2018
	£000	£000
Council tax income	(84,732)	(79,350)
Non-domestic rates	(49,126)	(49,688)
Non-ringfenced government grants	(140,030)	(135,345)
Capital grants and contributions	(28,909)	(16,105)
	(302,797)	(280,488)

Council Tax

All domestic properties are included in the Council Tax Valuation List which is issued and maintained by the Valuation Office Agency, part of HMRC. Each property is placed in one of nine property bands (Band A to Band I) depending on the open market valuation of the dwelling at 1st April 2003 (otherwise known as the valuation date). A tenth band (A-) is only available to those taxpayers who live in band 'A' properties and are entitled to a disabled banding reduction.

Council Tax is payable based on the valuation band into which a property has been placed by the Valuation Office Agency. Gross charges are calculated by dividing the total income requirements of the County Council, Police and Crime Commissioner for North Wales and Town/Community Councils by the council tax base.

The tax base is the total of all the properties in each band expressed as Band 'D' equivalent numbers and adjusted for exemptions, discounts and disregards. Allowances are also made within the tax base for bad or doubtful debts. The tax base for 2018/19 was 63,835 band 'D' equivalent properties (63,543 in 2017/18).

NOTES TO THE CORE FINANCIAL STATEMENTS

The Flintshire County Council precept for a band 'D' property in 2018/19 was £1,177.60 (£1,103.55 in 2017/18). Council tax bills were based on the following multipliers for bands A- to I :

Band	A-	A	B	C	D	E	F	G	H	I
Multiplier	5/9	6/9	7/9	8/9	9/9	11/9	13/9	15/9	18/9	21/9
No. of equivalent Band 'D' dwellings	8	2,217	6,179	15,963	11,562	11,907	9,906	4,916	1,117	453

Other precepts added to 2018/19 Council Tax demand notices included the North Wales Police and Crime Commissioner precept in the sum of £16,477k (£15,836k in 2017/18) and 34 Town and Community Councils who collectively raised precepts totalling £2,847k (£2,711k in 2017/18).

Analysis of the net proceeds from Council tax:

	2019 £000	2018 £000
Council tax collected	95,271	89,434
Increase/Decrease in bad debts provision	42	79
Council Tax Reduction Scheme	(10,109)	(9,955)
Amounts written off to provision	(472)	(208)
	<u>84,732</u>	<u>79,350</u>
Less - Payable to North Wales Police and Crime Commissioner	(16,477)	(15,836)
	<u>68,255</u>	<u>63,515</u>

Non-Domestic Rates (NDR)

NDR is organised on a national basis. The government sets the rate poundage which in 2018/19 was 51.4p for all properties (49.9p in 2017/18). The Council is responsible for collecting the rates in its area, which are paid into the NDR pool administered by the Welsh Government.

The Welsh Government distributes NDR pool receipts to local authorities on the basis of a fixed amount per head of population. 2018/19 NDR income paid into the pool was £65,038k after relief and provisions (£56,747k in 2017/18), based on a year end rateable value total of £147,901k (£147,698k in 2017/18).

Analysis of the net proceeds from non-domestic rates:

	2019 £000	2018 £000
Non-domestic rates collected	65,154	57,083
Less - Paid into NDR pool	(65,038)	(56,747)
Less - Cost of collection	(339)	(339)
Increase/Decrease in bad debts provision	184	(85)
Relief Schemes	39	88
	<u>0</u>	<u>0</u>
Receipts from pool	49,126	49,688
	<u>49,126</u>	<u>49,688</u>

NOTES TO THE CORE FINANCIAL STATEMENTS

7. ADJUSTMENTS BETWEEN ACCOUNTING BASIS AND FUNDING BASIS UNDER REGULATIONS

This note details the adjustments that are made to the total comprehensive income and expenditure recognised by the Authority in the year in accordance with proper accounting practice to the resources that are specified by statutory provisions as being available to the Council to meet future capital and revenue expenditure. The debit adjustment for the year is £29,190k (£27,352k in 2017/18)

	Usable Reserves				Unusable Reserves
	Council Fund Balance	Housing Revenue Account	Capital Receipts Reserve	Capital Grants Unapplied	
2018/19	£000	£000	£000	£000	£000
Adjustments involving the Capital Adjustment Account:					
Reversal of items debited or credited to the Comprehensive Income and Expenditure Statement (CIES):					
Charges for depreciation and impairment of non current assets	18,834	30,572	0	0	(49,406)
Revaluation losses on Property, Plant and Equipment	6,831	0	0	0	(6,831)
Movements in the market value of Investment Properties	(128)	0	0	0	128
Amortisation of intangible assets	32	0	0	0	(32)
Capital grants and contributions applied	0	0	0	(30,580)	30,580
Revenue expenditure funded from capital under statute	4,123	0	0	0	(4,123)
Soft Loan Accounting Adjustments	(16)	0	0	0	16
Amounts of non current assets written off on disposal or sale as part of the gain/loss on disposal to the CIES	1,815	70	0	0	(1,885)
Inclusion of items not debited or credited to the CIES:					
Statutory provision for the financing of capital investment	(3,522)	(2,544)	0	0	6,066
Capital expenditure charged against the Council Fund and HRA balances	(2,309)	(14,137)	0	0	16,446
Adjustments involving the Capital Grants Unapplied Account:					
Capital grants and contributions unapplied credited to CIES	(32,418)	0	0	32,418	0
Adjustments involving the Capital Receipts Reserve:					
Transfer of sale proceeds credited as part of the gain/loss on disposal to the CIES	(2,664)	(146)	2,850	0	(40)
Use of the Capital Receipts Reserve to finance new capital expenditure	0	0	(999)	0	999
Adjustments involving the Financial Instruments Adjustment Account:					
Amount by which finance costs charged to the CIES are different from finance costs chargeable in the year in accordance with statutory requirements	(359)	(2)	0	0	361
Adjustments involving the Pensions Reserve:					
Reversal of items relating to retirement benefits debited or credited to the CIES	44,099	1,918	0	0	(46,017)
Employer's pensions contributions and direct payments to pensioners payable in the year	(24,133)	(1,305)	0	0	25,438
Adjustment involving the Accumulated Absences Account:					
Amount by which officer remuneration charged to the CIES on an accruals basis is different from remuneration chargeable in the year in accordance with statutory requirements	888	2	0	0	(890)
Adjustments involving the Deferred Capital Receipts Account:					
Transfer from CIES to deferred Capital Receipts Reserve	0	0	0	0	0
Adjustments between accounting basis & funding basis under regulations	11,073	14,428	1,851	1,838	(29,190)

NOTES TO THE CORE FINANCIAL STATEMENTS

	Usable Reserves				Unusable Reserves
	Council Fund Balance	Housing Revenue Account	Capital Receipts Reserve	Capital Grants Unapplied	
2017/18	£000	£000	£000	£000	£000
Adjustments involving the Capital Adjustment Account:					
Reversal of items debited or credited to the Comprehensive Income and Expenditure Statement (CIES):					
Charges for depreciation and impairment of non current assets	17,724	35,239	0	0	(52,963)
Revaluation losses on Property, Plant and Equipment	3,135	0	0	0	(3,135)
Movements in the market value of Investment Properties	(152)	0	0	0	152
Amortisation of intangible assets	53	0	0	0	(53)
Capital grants and contributions applied	0	0	0	(16,750)	16,750
Revenue expenditure funded from capital under statute	2,590	0	0	0	(2,590)
Amounts of non current assets written off on disposal or sale as part of the gain/loss on disposal to the CIES	2,703	162	0	0	(2,865)
Inclusion of items not debited or credited to the CIES:					
Statutory provision for the financing of capital investment	(3,125)	(2,337)	0	0	5,462
Capital expenditure charged against the Council Fund and HRA balances	(623)	(12,248)	0	0	12,871
Adjustments involving the Capital Grants Unapplied Account:					
Capital grants and contributions unapplied credited to CIES	(17,562)	0	0	17,562	0
Adjustments involving the Capital Receipts Reserve:					
Transfer of sale proceeds credited as part of the gain/loss on disposal to the CIES	(3,332)	(92)	3,424	0	0
Use of the Capital Receipts Reserve to finance new capital expenditure	0	0	0	0	0
Adjustments involving the Financial Instruments Adjustment Account:					
Amount by which finance costs charged to the CIES are different from finance costs chargeable in the year in accordance with statutory requirements	(360)	(2)	0	0	362
Adjustments involving the Pensions Reserve:					
Reversal of items relating to retirement benefits debited or credited to the CIES	26,048	1,985	0	0	(28,033)
Employer's pensions contributions and direct payments to pensioners payable in the year	(24,527)	(1,288)	0	0	25,815
Adjustment involving the Accumulated Absences Account:					
Amount by which officer remuneration charged to the CIES on an accruals basis is different from remuneration chargeable in the year in accordance with statutory requirements	(875)	0	0	0	875
Adjustments involving the Deferred Capital Receipts Account:					
Transfer from CIES to deferred Capital Receipts Reserve	0	0	0	0	0
Adjustments between accounting basis & funding basis under regulations	1,697	21,419	3,423	813	(27,352)

NOTES TO THE CORE FINANCIAL STATEMENTS

8. PROPERTY, PLANT AND EQUIPMENT

Council dwellings, other land and buildings, vehicles, plant, furniture and equipment that are held, occupied, used or contracted to be used on behalf of the Council, or consumed in the direct delivery of services. Included are dwellings and other housing properties, office buildings, schools, libraries, sports centres and pools, residential homes/day centres, depots and workshops, cemetery buildings, off street car parks, vehicles, mechanical plant, fixtures and fittings and other equipment.

Infrastructure assets are inalienable assets, expenditure on which is only recoverable by continued use of the asset created, i.e. there is no prospect of sale or alternative use. Included are highways, footpaths, bridges, water and drainage facilities and coastal defences.

Community assets are assets that the Council intends to hold in perpetuity, that have no determinable useful life and which may, in addition, have restrictions on their disposal. There is little prospect of sale and change of use. Included are parks and open spaces, recreation grounds, play areas and cemetery land.

Movements 2018/19

	Council Dwellings & Garages	Other Land & Buildings	Vehicles, Plant, Furniture & Equipment	Surplus Assets	Infrastructure Assets	Community Assets	Assets under Construction	Total
	£000	£000	£000	£000	£000	£000	£000	£000
Cost or Valuation								
At 1st April, 2018	299,774	358,542	28,423	9,182	233,533	4,721	7,512	941,687
Additions and Acquisitions	23,134	4,832	2,693	0	9,304	0	22,363	62,326
Revaluation increases / (decreases) recognised in the Revaluation Reserve	0	(1,722)	0	(88)	0	0	0	(1,810)
Revaluation increases / (decreases) recognised in the Surplus/Deficit on the Provision of Services	0	(9,049)	0	(105)	0	0	0	(9,154)
Assets Derecognised	0	0	(3,554)	0	0	0	0	(3,554)
Reclassifications	(70)	1,262	0	(888)	0	0	0	304
Other movements in cost or valuation	2,700	2,530	20	0	13	0	(5,594)	(331)
At 31st March 2019	325,538	356,395	27,582	8,101	242,850	4,721	24,281	989,468
Accumulated Depreciation and Impairment								
As At 1st April, 2018	(92,038)	(45,309)	(13,846)	(247)	(80,071)	0	0	(231,511)
Depreciation charge	(5,065)	(12,404)	(3,334)	(64)	(5,997)	0	0	(26,864)
Depreciation written out to the Revaluation Reserve	0	9,278	0	77	0	0	0	9,355
Depreciation written out to the Surplus/Deficit on the Provision of Services	0	3,833	0	71	0	0	0	3,904
Impairments written out to the Revaluation Reserve	0	3,150	0	0	0	0	0	3,150
Impairments recognised in the Revaluation Reserve	0	(1,747)	0	(93)	0	0	0	(1,840)
Reversal of Impairments recognised in the Surplus/Deficit	0	4,091	0	0	0	0	0	4,091
Impairments written out to Surplus/Deficit on the Provision of Services	0	1,248	0	0	0	0	0	1,248
Impairments recognised in the Surplus/Deficit on the Provision of Services	(25,264)	(3,220)	0	(692)	0	0	0	(29,176)
Assets Derecognised	0	0	3,554	0	0	0	0	3,554
Assets reclassified (to)/from Held for Sale	0	62	0	(71)	0	0	0	(9)
At 31st March 2019	(122,367)	(41,018)	(13,626)	(1,019)	(86,068)	0	0	(264,098)
Balance Sheet at 31st March 2019	203,171	315,377	13,956	7,082	156,782	4,721	24,281	725,370
Balance Sheet at 1st April 2018	207,736	313,233	14,577	8,935	153,462	4,721	7,512	710,176
Nature of Asset Holding								
Owned	203,171	315,377	9,696	7,082	156,782	4,721	24,281	721,110
Finance Lease	0	0	4,260	0	0	0	0	4,260
At 31st March 2019	203,171	315,377	13,956	7,082	156,782	4,721	24,281	725,370

NOTES TO THE CORE FINANCIAL STATEMENTS

Movements 2017/18

	Council Dwellings & Garages	Other Land & Buildings	Vehicles, Plant, Furniture & Equipment	Surplus Assets	Infrastructure Assets	Community Assets	Assets under Construction	Total
	£000	£000	£000	£000	£000	£000	£000	£000
Cost or Valuation								
At 1st April, 2017	267,720	320,985	28,201	9,116	225,505	4,721	3,789	860,038
Additions and Acquisitions	22,192	4,610	2,122	77	8,028	0	13,747	50,776
Revaluation increases / (decreases) recognised in the Revaluation Reserve	0	34,300	0	7	0	0	0	34,307
Revaluation increases / (decreases) recognised in the Surplus/Deficit on the Provision of Services	0	(1,094)	0	0	0	0	0	(1,094)
Assets Derecognised	0	(34)	(1,900)	0	0	0	0	(1,934)
Reclassifications	(162)	(225)	0	(19)	0	0	0	(406)
Other movements in cost or valuation	10,024	0	0	0	0	0	(10,024)	0
At 31st March 2018	<u>299,774</u>	<u>358,542</u>	<u>28,423</u>	<u>9,181</u>	<u>233,533</u>	<u>4,721</u>	<u>7,512</u>	<u>941,687</u>
Accumulated Depreciation and Impairment								
As At 1st April, 2017	(56,808)	(49,430)	(12,283)	(108)	(74,273)	0	0	(192,902)
Depreciation charge	(5,076)	(13,213)	(3,463)	(62)	(5,797)	0	0	(27,611)
Depreciation written out to the Revaluation Reserve	0	15,739	0	0	0	0	0	15,739
Depreciation written out to the Surplus/Deficit on the Provision of Services	0	1,227	0	0	0	0	0	1,227
Impairments written out to the Revaluation Reserve	0	1,890	0	(7)	0	0	0	1,883
Impairments recognised in the Revaluation Reserve	0	(3,246)	0	0	0	0	0	(3,246)
Reversal of Impairments recognised in the Surplus/Deficit	0	5,096	0	7	0	0	0	5,103
Impairments written out to Surplus/Deficit on the Provision of Services	0	(1,953)	0	0	0	0	0	(1,953)
Impairments recognised in the Surplus/Deficit on the Provision of Services	(30,155)	(1,485)	0	(77)	0	0	0	(31,717)
Assets Derecognised	0	34	1,900	0	0	0	0	1,934
Assets reclassified (to)/from Held for Sale	0	32	0	0	0	0	0	32
At 31st March 2018	<u>(92,039)</u>	<u>(45,309)</u>	<u>(13,846)</u>	<u>(247)</u>	<u>(80,070)</u>	<u>0</u>	<u>0</u>	<u>(231,511)</u>
Balance Sheet at 31st March 2018	<u>207,735</u>	<u>313,234</u>	<u>14,577</u>	<u>8,934</u>	<u>153,463</u>	<u>4,721</u>	<u>7,512</u>	<u>710,176</u>
Balance Sheet at 1st April 2017	<u>210,912</u>	<u>271,555</u>	<u>15,918</u>	<u>9,008</u>	<u>151,232</u>	<u>4,721</u>	<u>3,789</u>	<u>667,136</u>
Nature of Asset Holding								
Owned	207,735	313,234	9,963	8,934	153,463	4,721	7,512	705,562
Finance Lease	0	0	4,614	0	0	0	0	4,614
At 31st March 2018	<u>207,735</u>	<u>313,234</u>	<u>14,577</u>	<u>8,934</u>	<u>153,463</u>	<u>4,721</u>	<u>7,512</u>	<u>710,176</u>

NOTES TO THE CORE FINANCIAL STATEMENTS

Fair Value Measurement of Surplus Assets

Details of the Council's surplus assets and information about the fair value hierarchy as at 31st March is as follows:

	Quoted prices in active markets for identical assets (Level 1) £000	Other significant observable inputs (Level 2) £000	Significant unobservable inputs (Level 3) £000	Fair Value as at 31 March £000
2018/19 Surplus Assets	0	2,884	4,198	7,082
2017/18 Surplus Assets	0	3,261	0	3,261

There were no transfers between different levels of the fair value hierarchy during the year and there has been no change in the valuation techniques used during the year for surplus assets.

In estimating the fair value of the Council's surplus assets, the highest and best use of the properties has been taken into account.

The Council is required to disclose where the highest and best use differs from current use. In line with their treatment as surplus assets, a number of these assets are currently vacant; in these cases the current use is not the highest and best use.

The Council's valuers, in using appropriate valuation techniques, have maximised the use of relevant known inputs and minimised the use of unobservable inputs.

The valuation techniques used to measure the fair value of surplus assets are the market approach and the income approach. The Council's valuers considered these bases to be appropriate because:

(i) Market approach - use of prices and other relevant information and data generated by market transactions reflects the value of the asset payable by the market.

(ii) Income approach – use of this approach reflects the market expectation of the future cash flows receivable from that asset.

NOTES TO THE CORE FINANCIAL STATEMENTS

9. INVESTMENT PROPERTIES AND AGRICULTURAL ESTATE

	2019	2018
	£000	£000
Cost or Valuation		
At 1st April	29,151	28,554
Reclassifications	(2,167)	405
Additions	40	86
Revaluation Increases/Decreases to Surplus/Deficit	51	106
Other Adjustments	0	0
At 31st March	27,075	29,151
Depreciation and Impairments		
At 1st April	86	46
Reclassifications	(9)	0
Reversal of Impairments recognised in the Surplus/Deficit	0	0
Impairment / Depn	(37)	41
At 31st March	40	87
Balance Sheet at 31st March	27,035	29,064

Fair Value Measurement of Investment Property

Details of the Council's investment properties and information about the fair value hierarchy as at 31st March is as follows:

	Quoted prices in active markets for identical assets (Level 1) £000	Other significant observable inputs (Level 2) £000	Significant unobservable inputs (Level 3) £000	Fair Value as at 31 March £000
2018/19				
Commercial and Industrial Estates	0	0	14,224	14,224
Agricultural Estate - Farms	0	11,640	0	11,640
Agricultural Estate - Grazing Land	0	0	1,171	1,171
Total	0	11,640	15,395	27,035
2017/18				
Commercial and Industrial Estates	0	0	16,912	16,912
Agricultural Estate - Farms	0	0	11,291	11,291
Agricultural Estate - Grazing Land	0	0	861	861
Total	0	0	29,064	29,064

Transfers between different levels of the fair value hierarchy during the year have occurred due to comparable information being available this year for similar assets in active markets or prices for similar assets in markets which are not active.

In estimating the fair value of the Council's investment properties, the highest and best use of the properties is their current use.

The fair value of the Council's investment property is measured annually at each reporting date. In 2018/19 the Council's farms and smallholdings were valued by an external valuer, with the remainder of the valuations carried out by the Council's internal valuers.

Tudalen 45

NOTES TO THE CORE FINANCIAL STATEMENTS

All valuations are carried out in accordance with the methodologies and bases for estimation set out in the professional standards of the Royal Institute of Chartered Surveyors. The Council's valuation team work closely with finance officers regarding all valuation matters.

Valuation Techniques used to Determine Level 2 and 3 Fair Values for Investment Properties

Significant Observable Inputs – Level 2

The Council's farms and smallholdings were valued by an external independent valuer in accordance with IFRS 13 Fair Value requirements, using the market approach for such assets but reflecting the specific circumstances of each asset e.g. vacant or subject to an existing tenancy. The valuation hierarchy Level 2 was considered appropriate given details of the market comparators were provided as part of the valuation report. The valuation techniques also considered highest and best use reflecting what is physically possible or legally permissible.

Significant Unobservable Inputs – Level 3

The valuation techniques used to measure the fair value of the grazing and bare land are the market approach and the income approach. The Council's valuers considered these bases to be appropriate because:

- (i) Market approach – use of prices and other relevant information and data generated by market transactions reflects the value of the asset payable by the market.
- (ii) Income approach – use of this approach reflects the market expectation of the future cash flows receivable from that asset.

The Council's valuers, in using appropriate valuation techniques in the circumstances and where sufficient data is available, have maximized the use of relevant known inputs and minimized the use of unobservable inputs. The grazing and bare land valuation techniques reflected Level 3 input due to the lack of market data obtainable by the Council's valuers.

The valuation techniques used to measure the fair value of the commercial and industrial estates are the income approach (for assets) and the market approach (for vacant land). The Council's valuers considered these bases to be appropriate because:-

- (i) Income approach – use of this approach reflects the market expectation of the future cash flows receivable from that asset.
- (ii) Market approach - use of prices and other relevant information and data generated by market transactions reflects the value of the asset payable by the market.

However, predominately the approach to valuing the commercial and industrial units was done using the Council's own existing information and data reflecting such factors as rent growth, occupancy levels, bad debt levels, and costs for repair and maintenance obligations. Therefore, the Council's commercial and industrial unit's valuation hierarchy is Level 3 as the valuation approach uses unobservable inputs and that this is done on the same basis when valuing the asset as would be used by market participants.

NOTES TO THE CORE FINANCIAL STATEMENTS

10. ASSETS HELD FOR SALE

	Council Dwellings & Garages £000	Other Property, Plant & Equipment £000	Investment Properties £000	Total £000
At 1st April 2018	0	800	717	1,517
Additions	0	1	0	1
Assets newly classified as held for sale	70	1,320	1,028	2,418
Assets declassified as held for sale	0	(23)	(531)	(554)
Net Reclassifications	70	1,298	497	1,865
Impairments	0	(216)	(102)	(318)
Revaluation gains	0	58	180	238
Revaluation losses	0	(76)	(114)	(190)
Net Revaluations	0	(234)	(36)	(270)
Assets sold	(70)	(1,337)	(593)	(2,000)
At 31st March 2019	0	528	585	1,113

	Council Dwellings & Garages £000	Other Property, Plant & Equipment £000	Investment Properties £000	Total £000
At 1st April 2017	0	1,112	3,131	4,243
Additions	0	0	0	0
Assets newly classified as held for sale	162	212	0	374
Assets declassified as held for sale	0	0	(404)	(404)
Net Reclassifications	162	212	(404)	(30)
Impairments	0	0	0	0
Revaluation gains	0	105	82	187
Revaluation losses	0	0	(19)	(19)
Net Revaluations	0	105	63	168
Assets sold	(162)	(629)	(2,073)	(2,864)
At 31st March 2018	0	800	717	1,517

Fair Value Measurement of Assets Held for Sale

Details of the Council's assets held for sale and information about the fair value hierarchy as at 31 March is as follows:

	Quoted prices in active markets for identical assets (Level 1) £000	Other significant observable inputs (Level 2) £000	Significant unobservable inputs (Level 3) £000	Fair Value as at 31 March £000
2018/19 Assets Held for Sale	0	510	603	1,113
2017/18 Assets Held for Sale	0	0	1,517	1,517

Transfers between different levels of the fair value hierarchy have occurred during the year due to the increased availability of information on comparable assets in active markets or prices for similar assets in markets which are not active.

NOTES TO THE CORE FINANCIAL STATEMENTS

In estimating the fair value of the Council's assets held for sale, the highest and best use of the properties has been taken into account.

The Council is required to disclose where the highest and best use differs from current use. A number of assets held for sale are currently vacant pending disposal; in these cases the current use is not the highest and best use.

Significant Unobservable Inputs – Level 3

The valuation techniques used to measure the fair value of assets held for sale are the market approach and income approach. The Council's valuers considered these bases to be appropriate because:

(i) Market approach - use of prices and other relevant information and data generated by market transactions reflects the value of the asset payable by the market.

(ii) Income approach – use of this approach reflects the market expectation of the future cash flows receivable from that asset.

The Council's valuers, in using appropriate valuation techniques have maximised the use of relevant known inputs and minimised the use of unobservable inputs.

11. LONG TERM INVESTMENTS

Long term investments are carried in the balance sheet at amortised cost:

	2019	2018
	£000	£000
Banks / Building Society Deposits	0	0
North East Wales Homes	2,144	0
Total	<u>2,144</u>	<u>0</u>

12. LONG TERM DEBTORS

	2019	2018
	£000	£000
Renewal and improvement loans	2,139	2,134
First time buyer loans	100	100
Assisted car purchase loans	3	11
Affordable housing deposits	98	98
Private street works	45	44
Loan to NEW Homes	5,386	0
Total	<u>7,771</u>	<u>2,387</u>

NOTES TO THE CORE FINANCIAL STATEMENTS

13. SHORT TERM DEBTORS

	2019	Restated 2018
	£000	£000
Housing Rents	2,136	1,839
Council Tax	2,748	2,700
Grants	15,008	8,276
Benefit Overpayments	2,334	2,457
Taxation	3,312	1,851
NNDR	0	5,235
Lending	92	7,112
Payments in advance	6,516	4,419
Other	11,178	10,440
NHS	3,238	2,790
	46,562	47,119
Allowance for impairment losses and expected credit losses	(2,717)	(2,444)
Total	43,845	44,675

*The 2017/18 figures have been restated in line with changes to the CIPFA Code of Practice. This has not changed the total figure in the balance sheet.

The Council adopted IFRS 9 Financial Instruments accounting standard with effect from 1st April 2018 and adopted the expected credit loss model it prescribed. This is to calculate the risk that future cash flows may not take place as the counterparty could default on their obligations. This methodology is explained within the Council's Accounting Policies. The Council's existing process for calculating impairment losses on trade debtors, lease receivables and contract assets was in line with the new method of collective assessment and therefore there has been no change in methodology in calculating impairments of financial assets.

In compliance with the Council's financial management framework, the Council continues to make an impairment allowance outside the scope of the expected credit loss model for non-exchange transactions such as Council Tax debtors, and debtors with government and NHS counterparties.

Analysis of age of Council Tax debt:

	2019	2018
	£000	£000
0-1 years	1,503	1,390
1-2 years	537	542
2-3 years	262	285
3-4 years	163	170
4-5 years	83	116
5+ years	200	197
Total	2,748	2,700

14. SHORT TERM INVESTMENTS

The balance sheet total is recorded net of those sums invested for 3 months or less (including overnight/call account monies) which are treated as cash. Totals for 2019 were nil as in 2018.

NOTES TO THE CORE FINANCIAL STATEMENTS

15. CASH AND CASH EQUIVALENTS

	2019		2018	
	£000	£000	£000	£000
Current Assets				
Temporary investments (call accounts)		0		0
Cash and cash equivalents	32,002		34,161	
Cash overdrawn	<u>(1,667)</u>		<u>(2,358)</u>	
		30,335		31,803
Total		<u>30,335</u>		<u>31,803</u>

16. BORROWING REPAYABLE ON DEMAND OR WITHIN 12 MONTHS

	2019	2018
	£000	£000
Accrued interest on long term external borrowing	5,991	5,837
Loans maturing	0	0
Annuity loan repayments	85	0
Invest to Save loan (from Welsh Government)	0	0
Energy Efficiency Loans (from Salix Finance Ltd.)	339	105
Short term external borrowing	44,000	52,100
Accrued interest on short term external borrowing	39	42
Total	<u>50,454</u>	<u>58,084</u>

17. CREDITORS

	2019	Restated 2018
	£000	£000
Short Term		
Rents received in advance	347	286
Council Tax received in advance and accounts in credit	1,189	891
Deposits	322	299
Receipts in advance	3,254	2,489
Employee Related	5,451	5,299
NNDR	1,127	0
Other	24,263	21,358
Total	<u>35,953</u>	<u>30,622</u>
Long Term		
Deposits	548	622
Receipts in advance	984	720
Total	<u>1,532</u>	<u>1,342</u>

*The 2017/18 figures have been restated in line with changes to the CIPFA Code of Practice. This has not changed the total figure in the balance sheet.

NOTES TO THE CORE FINANCIAL STATEMENTS

18. GRANT INCOME

The Council credited the following grants and contributions to the Comprehensive Income and Expenditure Statement:

	2019 £000	2018 £000
Credited to Taxation and Non Specific Grant Income		
Revenue Support Grant	140,030	135,345
Total Non Ringfenced Government Grants	140,030	135,345
Welsh Government (WG):		
Major Repairs Allowance	5,065	5,065
General Capital Grant	4,746	2,510
21st Century Schools	7,223	1,739
Local Transport Fund	6,466	2,001
Road Refurbishment Grant	0	1,427
Integrated Care Fund	2,096	0
School Improvement Grant	2,043	0
Other WG Grants	132	1,802
Other Capital Grants and Contributions	1,138	1,561
Total Capital Grants and Contributions	28,909	16,105
Total	168,939	151,450

	2019 £000	2018 £000
Credited to Services		
WG		
Supporting People	5,770	5,809
DELLS Post 16	4,711	4,756
Education Improvement Grant	5,814	6,474
Flying Start	2,893	2,907
Families First	1,557	1,565
Pupil Deprivation	3,716	3,660
Concessionary Fares	1,933	1,853
Single Revenue Grant*	0	2,897
Integrated Care Fund	2,295	1,857
Independent Living Fund**	0	1,591
Childcare Offer Grant***	2,844	755
Other	9,200	8,109
Department of Work and Pensions	33,082	37,052
Arts Council Wales	2,183	2,043
Other Grants and Contributions	3,041	2,908
Total	79,039	84,236

*The Single Revenue Grant was split into separate grants in 2018/19, which are included in the other WG grants figure

**Independent Living Fund transferred into the RSG in 2018/19

***Childcare Offer Grant was included in other WG grants in 2017/18

NOTES TO THE CORE FINANCIAL STATEMENTS

Grants and Contributions Received in Advance

The Council has received a number of grants and contributions that have yet to be recognised as income as they have conditions attached to them. The funding will be returned to the grantor if the conditions are not met. The balances at the year end are as follows:

	2019 £000	2018 £000
Short Term		
Revenue Grants	1,206	1,908
Capital Grants	0	0
Capital Contributions	487	319
Revenue Contributions	122	285
Total	1,815	2,512
Long Term		
Revenue Grants	0	0
Capital Grants	0	0
Revenue Contributions	451	431
Capital Contributions	551	1,201
Total	1,002	1,632

19. PROVISIONS

The amounts recognised as provisions are the best estimates of expenditure required to settle present obligations.

	2019 £000	Additions £000	Expenditure Incurred £000	Amounts Reversed £000	Unwinding Discounting £000	2018 £000
Current Liabilities						
Aftercare of former landfill sites	50	0	0	0	1	49
Employee Termination Benefits	22	44	(549)	(33)	0	560
Employee Claims	40	40	0	0	0	0
Total	112	84	(549)	(33)	1	609
Non-Current Liabilities						
Aftercare of former landfill sites	985	1	(30)	0	19	995
Remediation works at former landfill sites	5	0	0	0	0	5
Total	990	1	(30)	0	19	1,000

- The aftercare of former landfill sites provides for the environmental aftercare costs for the former waste disposal sites at Standard and Brookhill, Buckley, split across a current liability and a non-current liability. The projected costs are embodied in performance deeds with Natural Resources Wales (formerly the Environment Agency). These deeds form the basis of the Council's legal obligation to make financial provision for aftercare for 60 years from the date the landfill site was closed. The provision is revised by way of indexation each year in line with RPI, and reviewed for adequacy. The provision matches the legal obligation contained in the performance deeds.

NOTES TO THE CORE FINANCIAL STATEMENTS

- The Council's service Portfolios have business plans which include planned reductions to workforce numbers and costs in order to make recurring revenue savings. The Council was sufficiently committed with some proposals at the balance sheet date to warrant the creation of a provision in 2018/19 for the termination benefits of employees leaving the Council's employment in 2019/20.
- The employee claims provision will fund the estimated costs of employee claims against the Council.
- In accordance with the requirements of Part 2A of the Environmental Protection Act 1990 and the Council's Contaminated Land Inspection Strategy, sites across the County will be considered with the condition of each assessed as necessary in due course. The Council has set aside a provision to fund its liabilities for any remediation works deemed necessary on a best estimate basis at the balance sheet date.

20. LONG TERM BORROWING

Analysis	Interest Rates		2019	2018
	Minimum %	Maximum %	£000	£000
By Loan Type (Fixed Rate)				
Salix Finance (Energy Efficiency)		Interest Free	4,313	3,051
Government (PWLB)	0.89	9.50	248,256	230,810
Other financial institutions	4.48	4.58	18,950	18,950
Welsh Government		Interest Free	860	860
Total			272,379	253,672
By Maturity				
Between 1 and 2 years			10,580	235
Between 2 and 5 years			9,475	16,429
Between 5 and 10 years			19,769	17,034
More than 10 years			232,555	219,974
Total			272,379	253,672

21. USABLE RESERVES

The Council maintains a number of reserves on the Balance Sheet. Some are held for statutory reasons, some are needed to comply with proper accounting practice and others have been set up voluntarily to earmark resources for future spending plans. Movements in the Council's usable reserves are detailed in the Movement in Reserves Statement and in note 7.

Council Fund

The Council fund balance of £14,020k represents the value of unearmarked reserves available to the Council (£13,697k in 2017/18).

Housing Revenue Account

The housing revenue account reserve cumulative balance of £2,221k (£1,918k in 2017/18) includes the 2018/19 HRA surplus of £303k (£276k (surplus) in 2017/18), as detailed on page 68.

Capital Receipts Reserve

The capital receipts reserve contains receipts from the sale of assets which have yet to be used to finance capital or to repay debt.

Capital Grants Unapplied

Capital grants unapplied are amounts received but not yet applied to finance capital expenditure.

NOTES TO THE CORE FINANCIAL STATEMENTS

Earmarked Reserves

Total earmarked reserves of £13,314k (£14,876k in 2017/18) include:

- Service balances – represents service departments carrying forward unspent funding for use in the subsequent financial year and other relevant specific income / underspends one-off in nature that extend over more than one year for a specific purpose.
- School balances – this sum represents the element of balances released under the delegation of budgets to schools which remained unspent at the end of the financial year.
- Single status / equal pay – accumulated reserve to fund further one-off workforce costs along with the final phases of pay protection arising from implementation of the single status agreement.
- Investment in Organisational change – accumulated reserve to fund the costs of remodeling services and 'Invest to Save' type projects.
- Budget Strategy - accumulated reserve for use in balancing budgets over the medium term.
- Benefits Equalisation – this reserve was introduced to mitigate against the potential volatility in Housing Benefit Subsidy.
- County Elections – reserve to fund the costs of future elections.
- Supporting people – this reserve was established to mitigate the impact of proposed reductions in grant funding by Welsh Government.
- Local Development Plan – funding for costs associated with finalising, and then implementing, the Local Development Plan.
- Waste Disposal – reserve used predominantly to fund Flintshire County Council's contribution to the North Wales Residual Waste Treatment Partnership.
- Winter Maintenance – reserve set up as a contingency in the event of severe weather conditions.
- Design Fees - reserve created to mitigate a loss of income from the Capital Programme.
- Insurance Reserves – various Insurance related reserves, including the Council's internal insurance fund, to meet the costs of self-insurance as not all risks are externally insured.
- Flintshire Trainees – reserve to fund the Flintshire Trainee programme.
- Kitchen Refurbishment – reserve to fund kitchen refurbishments at various schools.
- Rent Income Shortfall – reserve created to mitigate loss of income from industrial property rent.
- Schools Kitchen Ventilation – reserve to fund feasibility works considering the need to upgrade kitchen ventilation systems at various schools.
- Customer Service Strategy – to enable the roll out of the Customer Services Strategy. This will include improvements to Connect Centres, improving self-service facilities and investment in new software.
- Capita One – a regional IT system holding management information for schools hosted by Flintshire. Any funds held at the end of the financial year in excess of costs incurred will be spent on delivering the service in future years.
- Public Sector Broadband (PSBA) – to assist in the introduction of Learning in Digital Wales.
- Supervision Fees – this reserve is used for work carried out by the Development Control Team in supervising works on housing developments in connection with the adoption of roads and/or other related work deemed necessary.
- Transportation Review – to fund a review of the way transport services are delivered.
- LMS Curriculum – funding is used for transitional costs relating to school modernisation for schools.

NOTES TO THE CORE FINANCIAL STATEMENTS

- Restoration of Ewloe Offices – reserve to refurbish the Council owned offices in Ewloe to allow officers to relocate to this building.
- Organisational Change/ADM – to support initial set up costs and financial technical support for contingency against any financial issues arising as a result of implementing different service delivery methods.
- Employment Claims – to fund the estimated costs of employee claims against the Council.
- Grants & Contributions – various grants and contributions from external providers that must be spent in accordance with associated restrictions on use.

Movement between earmarked reserves is summarised in the following table:

	Balance at 31 March 2017	Transfers Out 2017/18	Transfers In 2017/18	Balance at 31 March 2018	Transfers Out 2018/19	Transfers In 2018/19	Balance at 31 March 2019
	£000	£000	£000	£000	£000	£000	£000
Service balances	1,611	(969)	873	1,515	(999)	339	855
School balances	1,556	(4,489)	4,218	1,285	(4,935)	4,985	1,335
Single status/equal pay	4,485	(2,970)	106	1,621	(437)	0	1,184
Investment in Organisational Change	938	(399)	900	1,439	(400)	0	1,039
Budget Strategy	2,892	(2,892)	0	0	0	0	0
Benefits equalisation	119	0	199	318	0	0	318
County elections	138	(152)	184	170	(13)	48	205
Supporting people	387	(387)	0	0	0	0	0
Local Development Plan (LDP)	480	(300)	0	180	0	0	180
Building control	122	(108)	41	55	(55)	0	0
Waste disposal	312	(208)	25	129	(46)	0	83
Enterprise Centres	67	0	41	108	(55)	0	53
Design fees	200	0	0	200	0	0	200
Winter maintenance	215	0	0	215	0	35	250
Car Parking	26	0	22	48	(10)	9	47
Insurance Reserves	1,471	(594)	928	1,805	(565)	873	2,113
Cash Receipting Review	79	0	4	83	(83)	1	1
Flintshire Trainees	398	0	78	476	0	65	541
Kitchen Refurbishment	110	(110)	0	0	0	0	0
Rent Income Shortfall	300	(150)	0	150	(80)	0	70
Schools Kitchen Ventilation	200	(200)	0	0	0	0	0
Customer Service Strategy	129	(26)	0	103	(70)	0	33
Capita One	109	(90)	0	19	0	0	19
PSBA	530	(530)	0	0	0	0	0
Supervision Fees	141	(141)	49	49	0	0	49
Transportation Review	170	0	0	170	(86)	0	84
LMS Curriculum	785	(791)	785	779	(873)	477	383
Restoration of Ewloe Offices	0	0	830	830	(830)	0	0
Organisational Change/ADM	0	(145)	300	155	(55)	0	100
Emergency Remediation	0	0	50	50	(50)	0	0
Employment Claims	0	0	0	0	0	150	150
Carbon Reduction	0	0	0	0	(253)	296	43
Property Claims	0	0	0	0	0	45	45
Grants & Contributions	2,555	(617)	986	2,924	(780)	1,790	3,934
Total	20,525	(16,268)	10,619	14,876	(10,675)	9,113	13,314

NOTES TO THE CORE FINANCIAL STATEMENTS

22. UNUSABLE RESERVES

The balances on unusable reserves are as follows :

Reserves	2019 £000	2018 £000
Revaluation reserve	105,289	103,062
Capital adjustment account	317,944	319,537
Financial instruments adjustment account	(6,091)	(6,452)
Pensions reserve	(407,745)	(348,865)
Deferred Capital Receipt	98	98
Accumulated absences account	(2,666)	(1,776)
Total Unusable Reserves	6,829	65,604

The details of movements on unusable reserves are as follows :

Revaluation Reserve

The revaluation reserve contains the gains made by the Council arising from increases in the value of its property, plant and equipment. The balance is reduced when assets with accumulated gains are:

- revalued downwards or impaired and the gains are lost
- used in the provision of services and the gains are consumed through depreciation, or
- disposed of and the gains are realised.

The revaluation reserve records unrealised revaluation gains arising since 1st April 2007, the date that the Reserve was created. The reserve is matched by non-current assets within the balance sheet - the resources are not available for financing purposes.

	2019	£000	2018	£000
Balance at 1st April		103,062		59,697
Upward revaluation of assets		14,866		57,051
Downward revaluation of assets and impairment losses not charged to the surplus/deficit on the provision of services		(6,149)		(8,213)
Surplus or deficit on revaluation of non-current assets not posted to the surplus/deficit on the provision of services		8,717		48,838
Difference between fair value depreciation and historical cost depreciation		(6,420)		(5,133)
Accumulated gains on assets sold or scrapped		(70)		(340)
Amount written off to the capital adjustment account		(6,490)		(5,473)
Balance at 31st March		105,289		103,062

NOTES TO THE CORE FINANCIAL STATEMENTS

Pensions Reserve

The pensions reserve is an adjustment account that absorbs the timing differences arising from different arrangements for post employment benefits and for funding benefits in accordance with statutory provisions.

The Council accounts for post employment benefits in the Comprehensive Income and Expenditure Statement - the benefits are earned by employees accruing years of service. The liabilities recognised in the accounts are updated to reflect inflation, changing assumptions and investment returns on any resources set aside to meet the costs.

Statutory arrangements require those benefits earned to be financed as and when the Council makes the employer's contributions to the pension fund, or eventually pays any pensions for which it has direct responsibility. The debit balance on the Pensions Reserve therefore shows a substantial shortfall in the benefits earned by past and current employees and the resources the Council has set aside to meet them. The statutory arrangements will ensure that funding will have been set aside by the time the benefits come to be paid.

	2019 £000	2018 £000
Balance at 1st April	(348,865)	(395,050)
Return on plan assets	14,293	10,491
Actuarial gains and (losses)	(52,594)	37,912
Net charges to surplus / deficit on provision of services	(46,016)	(28,033)
Employers' contributions payable to the scheme	25,437	25,815
Balance at 31st March	(407,745)	(348,865)

Financial Instruments Adjustment Account

The financial instruments adjustment account (FIAA) provides a balancing mechanism between the different rates at which gains and losses (such as premiums on the early payment of debt) are recognised under the Code and are required by statute to be met from the Council fund. Again, the reserve is matched by borrowings and investments within the balance sheet, and the resources are not available for financing purposes.

	2019		2018	
	£000	£000	£000	£000
Balance at 1st April		(6,452)		(6,814)
Premiums incurred in the year and charged to the comprehensive income and expenditure statement	0		0	
Proportion of premiums incurred in previous financial years to be charged against the Council Fund balance in accordance with statutory requirements	361		361	
Amount by which finance costs charged to the Comprehensive income and expenditure statement are different from finance costs chargeable in the year in accordance with statutory requirements		361		361
Balance at 31st March		(6,091)		(6,452)

NOTES TO THE CORE FINANCIAL STATEMENTS

Capital Adjustment Account

The capital adjustment account absorbs the timing difference arising from the different arrangements for accounting for the consumption of non-current assets and for financing the acquisition, construction or enhancement of those assets under the statutory provisions. The account is debited with the cost of acquisition, construction or enhancement as depreciation, impairment losses and amortisations are charged to the Comprehensive Income and Expenditure Statement (with reconciling postings from the revaluation reserves to convert fair value figures to a historical cost basis). The account is credited with the amounts set aside by the Council as finance for the costs of acquisition, construction and enhancement.

The account contains accumulated gains and losses on investment properties and revaluation gains accumulated on property, plant and equipment before 1 April 2007, the date that the revaluation reserve was created to hold such gains.

Note 7 provides details of the source of all the transactions posted to the account, apart from those involving the revaluation reserve.

	2019		2018	
	£000	£000	£000	£000
Balance at 1st April		319,537		340,435
Reversal of items relating to capital expenditure debited or credited to the Comprehensive Income & Expenditure Statement:				
- Charges for depreciation and impairment of non-current assets	(49,406)		(52,983)	
- Revaluation losses on PP&E	(6,831)		(3,135)	
- Amortisation of intangible assets	(32)		(53)	
- Revenue expenditure funded from capital under statute	(4,123)		(2,590)	
- Amounts of non-current assets written off on disposal or sale as part of the gain/loss on disposal to the Comprehensive Income & Expenditure Statement	(1,885)		(2,865)	
- Movements in the market value of investment properties debited or credited to the Comprehensive Income & Expenditure Statement	128		152	
- Soft Loan Accounting Adjustments	16		0	
	(62,133)		(61,474)	
Adjusting amounts written out of the revaluation reserve	6,490		5,472	
Net written out amount of the cost of non-current assets consumed in the year		(55,643)		(56,002)
Capital financing applied in the year:				
- Use of the capital receipts reserve	999		0	
- Capital grants and contributions credited to the Comprehensive Income & Expenditure statement that have been applied to capital financing	30,580		16,750	
- Statutory provision for the financing of capital investment charged against the Council Fund and HRA balances	6,065		5,506	
- Capital expenditure charged against the council fund and HRA balances	16,446		12,871	
Long term debtors adjustments - Loan Repayments	(40)		(23)	
		54,050		35,104
Balance at 31st March	317,944		319,537	

NOTES TO THE CORE FINANCIAL STATEMENTS

Deferred Capital Receipts

Deferred capital receipts are loans that the Council has made to individuals on the affordable homes register. The loan is the individual's deposit to assist in the purchase of an affordable home in the county. The loan is repayable on the earlier of, when the house is sold or 25 years. The reserve holds the recognised future receipt.

	2019	2018
	£000	£000
Affordable homes deposits	98	98
	98	98

23. CASH FLOW STATEMENT - OPERATING ACTIVITIES

The net cash flows from operating activities of £22,305k inflow (£15,822k inflow in 2017/18) include the following interest elements:

	2019	2018
	£000	£000
Interest received	375	129
Interest paid	(13,474)	(16,325)

24. CASH FLOW STATEMENT - INVESTING ACTIVITIES

	2019	2018
	£000	£000
Purchase of property, plant & equipment, investment property and intangible assets	(61,849)	(50,861)
Purchase of short term and long term investments	0	0
Other payments for investing activities	(7,536)	(212)
Proceeds from the sale of property, plant & equipment, investment property and intangible assets	2,809	3,423
Proceeds from short term and long term investments	0	0
Other receipts from investing activities	32,418	17,563
Net cash flows from investing activities	(34,158)	(30,087)

25. CASH FLOW STATEMENT - FINANCING ACTIVITIES

	2019	2018
	£000	£000
Cash receipts of short term and long term borrowing	18,946	44,824
Other receipts from financing activities	0	0
Cash payments for the reduction of the outstanding liability relating to finance leases	(541)	(564)
Repayment of short term and long term borrowing	(8,020)	(1,600)
Other payments for financing activities	0	(3,555)
Net cash flows from financing activities	10,385	39,106

NOTES TO THE CORE FINANCIAL STATEMENTS

26. OFFICERS' REMUNERATION

Senior Employee Emoluments

The Accounts and Audit (Wales) Regulations 2014 requires disclosure (in £5,000 bandings) of the number of employees whose remuneration - all sums paid to or receivable by the employee including payments on termination of employment, expense allowances chargeable to tax, and the money value of benefits - exceeded £60,000. The band values do not include employer pension contributions. Columns for schools include all maintained schools including Voluntary Aided and Foundation Schools.

Remuneration Band	2019		2018	
	Non-Schools	Schools	Non-Schools	Schools
	No.	No.	No.	No.
£60,000 - £64,999	2	22	3	14
£65,000 - £69,999	1	9	1	9
£70,000 - £74,999	0	7	0	10
£75,000 - £79,999	0	7	0	3
£80,000 - £84,999	0	0	0	1
£85,000 - £89,999	0	0	0	1
£90,000 - £94,999	0	1	0	1
£95,000 - £99,999	0	1	0	1
£100,000 - £104,999	0	1	0	1
	3	48	4	41

Some posts occupied are paid in accordance with nationally agreed Soulbury terms and conditions. Governing Bodies have some discretion in setting the salaries of Head Teachers, within the parameters of the School Teacher's pay and conditions 2015.

The Accounts and Audit (Wales) Regulations 2014 also requires disclosure of the individual remuneration details for senior employees by post where the salary is between £60,000 and £150,000 and by name where the salary exceeds £150,000. Senior employees for the purpose of the disclosure are the Chief Executive, Chief Officers, Statutory Officers and persons for whom the Chief Executive is directly responsible.

The salaries of the Chief Executive and the Chief Officer team have been set by full Council in accordance with the Council's Pay Policy Statement (available on the Council's website). There has been no variation to pay rates during the year other than inflationary increases for implementation of nationally agreed annual pay awards to reflect the increased cost of living. No bonuses, taxable expense allowances, compensation payments or other taxable benefits were received by Chief Officers.

NOTES TO THE CORE FINANCIAL STATEMENTS

Post Title	Note	2018/19		2017/18	
		Remuneration £	Employer's Pension Contributions £	Remuneration £	Employer's Pension Contributions £
Chief Executive	1	136,548	37,278	133,870	36,011
Chief Officer Governance	1	94,458	25,787	92,605	24,911
Chief Officer Education & Youth	2	87,028	23,759	78,011	20,985
Chief Officer Social Services		94,458	25,787	92,605	24,911
Chief Officer Community & Enterprise	3	3,859	1,053	92,605	24,911
Chief Officer Planning, Environment & Economy	4	94,458	25,787	92,605	24,911
Chief Officer Streetscene & Transportation		94,458	25,787	92,605	24,911
Chief Officer Housing & Assets	5	94,458	25,787	92,605	24,911
Chief Officer Strategic Programmes	6	37,400	10,606	92,605	24,911
Corporate Finance Manager (Section 151 Officer)		68,357	18,661	69,100	18,512
Senior Manager (HR & OD)		65,781	17,958	64,491	17,348
		871,263	238,250	993,707	267,233

On 20th March 2018 Cabinet approved a revision of the Corporate Operating Model. The Chief Officer Team has been reduced and revised as a result of this.

Note 1 : Remuneration does not include any amounts received for;

a) Returning Officer and Deputy Returning Officer roles at elections (costs for national, regional, local elections and referenda reimbursed by respective Government based on a nationally set payment formula) and;

b) Clerk and Deputy Clerk roles to the North Wales Fire and Rescue Authority (costs reimbursed).

Note 2 : New appointment to Interim Chief Officer role-start date 26th June 2017. Appointed on a permanent basis 18th July 2018.

Note 3 : Employment end date 15th April 2018. Post now removed from structure.

Note 4: Job title in 2017/18 Chief Officer Planning & Environment

Note 5: Job title in 2017/18 Chief Officer Organisational Change 2

Note 6: Employment end date 29th August 2018. Post now removed from structure. Job title in 2017/18 Chief Officer Organisational Change 1

The Accounts and Audit (Wales) Regulations 2014 also require disclosure of the ratio of remuneration between the Chief Executive and the median full time equivalent earner (£18,672); for 18/19 this was 1:7.31 (for 2017/18 this was 1:7.53).

Exit Packages

The Council is required to disclose (in £20k bandings up to £100k with £50k bandings thereafter) the number of exit packages agreed and the cost of the packages to the Council in the financial year. Exit costs arising in 2018/19 which the Council is committed to incurring at the 31st March 2019, but paid after this date, are also included in the disclosure. Information is included for all maintained schools including Voluntary Aided and Foundation Schools.

The totals disclosed are made up of redundancy payments made to the individual and any payments made by the Council to the pension fund when an employee retires early without actuarial reduction in pension in accordance with the Council's Discretionary Compensation Policy. The costs of which have been met from an earmarked reserve set up specifically to fund the costs of organisational change.

NOTES TO THE CORE FINANCIAL STATEMENTS

Exit Package Cost Band	Compulsory Redundancies		Other Departures Agreed		Total Exit Packages by Cost Band		Total Exit Packages in Each Band	
	2018/19	2017/18	2018/19	2017/18	2018/19	2017/18	2018/19	2017/18
	No.	No.	No.	No.	No.	No.	£	£
£0 - £20,000	13	65	2	4	15	69	115,881	475,116
£20,001 - £40,000	5	25	0	2	5	27	139,192	758,816
£40,001 - £60,000	4	8	0	0	4	8	209,305	355,465
£60,001 - £80,000	3	1	0	2	3	3	209,790	233,609
£80,001 - £100,000	0	3	0	1	0	4	0	357,855
£100,001 - £150,000	0	1	0	1	0	2	0	238,877
	<u>25</u>	<u>103</u>	<u>2</u>	<u>10</u>	<u>27</u>	<u>113</u>	<u>674,168</u>	<u>2,419,738</u>

27. MEMBERS' ALLOWANCES

Allowances totaling £1,458k were paid directly to members of the Council, and on their behalf in 2018/19 (£1,417k in 2017/18)

	2019 £000	2018 £000
Basic allowance	952	932
Special responsibility allowance	247	244
Employer's national insurance	84	83
Employer's superannuation	149	126
Members' expenses	26	32
	<u>1,458</u>	<u>1,417</u>

Expenses include costs of travel, subsistence, telephones and refreshments.

The allowances paid fall into the following bands :-

Allowance Band	2019 Number of Members	2018 Number of Members
£0 - £9,999	0	2
£10,000 - £14,999	27	26
£15,000 - £19,999	23	25
£20,000 - £24,999	7	5
£25,000 - £29,999	1	3
£30,000 - £34,999	7	6
£35,000 - £39,999	1	2
£40,000 - £44,999	2	1
£45,000 - £49,999	1	0
£50,000 - £54,999	0	0
£55,000 - £59,999	0	0
£60,000 - £64,999	0	0
£65,000 - £69,999	1	1
	<u>70</u>	<u>71</u>

NOTES TO THE CORE FINANCIAL STATEMENTS

28. RELATED PARTIES

The Council is required to disclose material transactions with related parties - bodies or individuals that have the potential to control or influence the Council or to be controlled or influenced by the Council. Disclosure of these transactions allows readers to assess the extent to which the Council might have been constrained in its ability to operate independently or might have the ability to limit another party's ability to bargain freely with the Council.

Welsh and Central Government

Welsh Government exerts significant influence through legislation and grant funding – it is responsible for providing the statutory framework, within which the Council operates, provides the majority of its funding in the form of grants and prescribes the terms of many of the transactions that the Council has with other parties such as council tax bills and housing benefits. Grants received from Welsh and other Government departments are set out in notes 6 and 18.

Members

Members of the Council have direct control over the Council's financial and operating policies. The total of Members Allowances paid in 2018/19 is shown in note 27.

The Council appoints Members to some external charitable and voluntary bodies, or Members have disclosed a link to organisations, public bodies and authorities. The total transactions with bodies under this heading during 2018/19 are as follows:

• Payments	£4,543k	(£4,586k in 2017/18)
• Receipts	£18k	(£31k in 2017/18)
• Amounts owed by the Council	£89k	(£74k in 2017/18)
• Amounts owed to the Council	£35k	(£26k in 2017/18)

Members have declared an interest or relationship in companies or businesses which may have had dealings with the Council. The total payments made to companies under this heading during 2018/19 and amounts outstanding at 31st March are as follows:

• Payments	£264k	(£219k in 2017/18)
• Receipts	£25k	(£18k in 2017/18)
• Amounts owed by the Council	£9k	(£44k in 2017/18)
• Amounts owed to the Council	£4k	(£1k in 2017/18)

The personal interests of all Members are recorded in the Public Register of Members' Interests, in accordance with the law and the Council's Code of Conduct. The register is available on the Council's website. 2017/18 figures have been restated to include figures from the register not included on the related parties transactions declaration forms completed by Members.

Officers

Senior Officers have declared, as required and where appropriate, an interest or relationship in companies, voluntary, charitable, or public bodies which receive payments from the Council. The total transactions with such bodies during 2018/19 are as follows:

• Payments	£372k	(£373k in 2017/18)
• Amounts owed to the Council	£0k	(£4k in 2017/18)

Community Asset Transfer (CAT)

A number of Members and Senior Officers have an interest in local community groups involved in the Council's CAT scheme. The scheme involves leasehold transfer (at nominal value) of specific Council assets to organisations with a social purpose who plan to use the assets for the benefit of the local community. The assets have remained on the Council's Balance Sheet and have a combined net book value of £8,821k (£9,828k in 2017/18).

NOTES TO THE CORE FINANCIAL STATEMENTS

In some circumstances the Council has, or plans to, issue capital grants for any necessary capital works. Transactions with these groups during 2018/19 are:

• Grants awarded	£212k	(£352k in 2017/18)
• Grants paid in advance	£0k	(£33k in 2017/18)
• Payments	£37k	(£48k in 2017/18)
• Amounts owed by the Council	£1k	(£7k in 2017/18)
• Receipts	£0k	(£2k in 2017/18)
• Amounts owed to the Council	£12k	(£0k in 2017/18)

Associated Companies

The Council has three wholly owned subsidiaries, North East Wales Homes Ltd, Newydd Catering and Cleaning Ltd, and Theatr Clwyd Productions Ltd. These are companies limited by shares and are included in the Council's group accounting boundary. North East Wales Homes has a loan facility with the Council, and as at 31st March 2019 this amounted to £7,530k.

Other transaction with associated companies during 2018/19 are:

• Payments	£9,080k	(£8,241k in 2017/18)
• Receipts	£1,677k	(£432k in 2017/18)
• Amounts owed by the Council	£273k	(£332k in 2017/18)
• Amounts owed to the Council	£394k	(£2,111k in 2017/18)

Other Public Bodies

Clwyd Pension Fund

The Council is the administering authority for the Clwyd Pension Fund. Details of transactions with the Clwyd Pension Fund can be found within the Clwyd Pension Fund accounts which are available at www.clwydpensionfund.org.uk

Teachers Pensions Agency

The pension costs charged are the contribution rate set by the Department for Education on the basis of a notional fund. Teacher's pension details are set out in note 42.

North Wales Police and Crime Commissioner and North Wales Fire Authority

Police and Crime Commissioners and Fire and Rescue Authorities set their own charges to council tax payers which are then included in the council tax bill – these charges are known as the precept. Total precepts paid to the Office of the North Wales Police and Crime Commissioner amounted to £16,477k (£15,836k in 2017/18). Other transactions with North Wales Police and Crime Commissioner during 2018/19 are:

• Payments	£11k	(£24k in 2017/18)
• Receipts	£115k	(£83k in 2017/18)
• Amounts owed by the Council	£0k	(£5k in 2017/18)
• Amounts owed to the Council	£52k	(£26k in 2017/18)

Total levies paid to the North Wales Fire and Rescue Authority amounted to £7,409k (£7,340k in 2017/18).

Other transactions with North Wales Fire Authority during 2018/19 are:

• Payments	£14k	(£15k in 2017/18)
• Receipts	£23k	(£15k in 2017/18)

Community / Town Councils

Total precepts including cemetery precepts paid to the 34 Community/Town councils amounted to £2,856k (£2,719k in 2017/18). Other transactions with Community Councils during 2018/19 are:

• Payments	£266k	(£114k in 2017/18)
• Receipts	£364k	(£360k in 2017/18)
• Amounts owed by the Council	£10k	(£15k in 2017/18)
• Amounts owed to the Council	£81k	(£63k in 2017/18)

NOTES TO THE CORE FINANCIAL STATEMENTS

Transactions with the following bodies during 2018/19 were as follows:

Betsi Cadwaladr University Local Health Board (related healthcare activities):

• Payments	£1,210k	(£1,926k in 2017/18)
• Receipts	£4,862k	(£7,377k in 2017/18)
• Amounts owed by the Council	£1,045k	(£295k in 2017/18)
• Amounts owed to the Council	£5,746k	(£3,604k in 2017/18)

Welsh Joint Education Committee:

• Payments	£130k	(£206k in 2017/18)
• Amounts owed by the Council	£177k	(£437k in 2017/18)

Welsh Local Government Association:

• Payments	£103k	(£100k in 2017/18)
• Receipts	£122k	(£7k in 2017/18)

29. AUDIT FEES

Total audit and inspection fees due during the year amounted to £373k (£370k in 2017/18). External audit services were provided by Wales Audit Office.

	2019 £000	2018 £000
Fees for the Statement of Accounts	207	207
Fees for the Local Government Measure	100	100
Fees for grants	66	63
	<u>373</u>	<u>370</u>

30. NATIONAL HEALTH SERVICES (WALES) ACT 2006

The Council has an agreement with Wrexham County Borough Council and the Betsi Cadwaladr University Health Board, pursuant to Section 33 of the National Health Service (Wales) Act 2006, for the provision of an integrated community equipment service under a pooled fund arrangement. The service is provided through staff of Flintshire County Council (as host partner) from Unit 3, Hawarden Industrial Estate, Hawarden.

Partnership	2019 £000	2018 £000
Gross expenditure	1,076	996
Gross income	<u>(1,168)</u>	<u>(1,128)</u>
(Surplus) / deficit for year	<u>(92)</u>	<u>(132)</u>
Contribution to Budget		
Flintshire County Council	295	291

Unit 3, which is situated within Flintshire, is jointly owned by Flintshire County Council (50.25%) and Wrexham County Borough Council (49.75%), and has been valued at £1,011k; the premises are included in Flintshire County Council's balance sheet (as host partner):-

	Gross £000	Net £000	%
Flintshire County Council	508	492	50.25
Wrexham County Borough Council	503	487	49.75
	<u>1,011</u>	<u>979</u>	<u>100.00</u>

NOTES TO THE CORE FINANCIAL STATEMENTS

31. AGENCY SERVICES

Flintshire County Council is one of six partners within the North Wales Trunk Road Agency (NWTRA), the other partners being Anglesey, Conwy, Denbighshire, Gwynedd and Wrexham Councils. The Streetscene & Transportation Portfolio within Flintshire County Council undertakes trunk road work on behalf of NWTRA for the Welsh Government. Reimbursement for work carried out under the Trunk Road Agency Agreement amounted to £2,339k (£3,103k in 2017/18).

Welsh Government has provided funding to Welsh Councils to provide recyclable loans under the Houses into Homes Schemes for the repair of properties which have been long term vacant, with the aim of bringing them back into use. They are treated as agency arrangements in the Council's Statement of Accounts. Flintshire County Council was previously the lead/banker authority for the North Wales region and responsible for administering the first tranche of funding given in perpetuity to Council's. Funds have since been disaggregated to the other 5 North Wales Councils. The Council issued £135k of loans (£168k in 2017/18) with £214k being repaid (£125k in 2017/18). The second tranche of funding was paid directly to all Councils, it has to be returned in 12 years' time and to date no loans have been issued.

Welsh Government has also provided funding called Home Improvement Loans for works in making residential properties safe, warm and/or secure, again with the funding to be returned in 12 years' time. £118k has been granted in loans in year (£109k in 2017/18).

Flintshire County Council acts as an agent on behalf of Welsh Government in receiving and distributing various grants for the North Wales region. Bus Services Support Grant is used to support bus and community transport services in the region. The total received in 2018/19 was £6,793k, of which £602k was Flintshire's share and is included in Flintshire's accounts (£7,692k in 2017/18, £745k in Flintshire's accounts). The Childcare Offer Grant is used to provide free childcare for working parents of 3-4 year olds. Flintshire administers this grant on behalf of Wrexham and Denbighshire. The total received in 2018/19 was £4,087k, of which £2,844k is Flintshire's share and is included in Flintshire's accounts, this is the first year of this arrangement.

Flintshire County Council acts as agents on behalf of water companies collecting water and sewerage charges from tenants living in Council owned dwellings. In 2018/19 £3,527k was collected (£3,495k 2017/18). The Council also acts as agents in arranging and collecting household contents insurance for tenants' belongings on their behalf if they wish. In 2018/19 £96k was collected (£99k in 2017/18). The Council also collects heating charges from tenants living in Council owned communal buildings, and in 2018/19 £148k was collected (£139k in 2017/18).

32. OTHER FUNDS ADMINISTERED BY THE COUNCIL

The Council administers a trust fund on behalf of Optec D.D. (UK) Limited. The fund provides financial support to the youth exchange scheme between Flintshire County Council and Murata and Kuga Cho in Japan. The fund balance at 31st March 2019 was £29k (£45k in 2017/18) and is not included in the balance sheet.

Flintshire County Council was lead authority in the administration of the Welsh Church Acts Fund on behalf of Denbighshire, Flintshire and Wrexham until 29th March 2018, when the funds held by Flintshire County Council (£537k) and the administration of the Fund were transferred to the Community Foundation in Wales. During 2018/19 the final amount of £13k still held by Flintshire County Council was also transferred over.

In the Social Services portfolio the Social Services for Adults Section maintain individual bank accounts for service users living in the community who are unable to manage their own financial affairs; individual members of the Deputyship team are approved to act as corporate appointee with the Department for Work and Pensions for each service user. The total amount held by the Council at 31st March 2019 was £4,696k in 371 separate accounts (£4,417k in 423 accounts in 2017/18).

NOTES TO THE CORE FINANCIAL STATEMENT

33. CONTINGENT LIABILITIES

In accordance with the provisions of Part 2A of the Environmental Protection Act 1990 and the Council's Contaminated Land Inspection Strategy, sites within the county will be considered and the condition of each assessed in due course. The assessments may conclude that liability for carrying out some or all of any necessary remediation works will be the Council's responsibility.

The Council recognises that any future payments made by MMI will be made at the reduced rate of 75% and has created an earmarked reserve to fund the 25% that the Council in any future claim settled will need to fund. The projection of future claims is uncertain because of the latent nature of many of the claims that MMI is still receiving. The levy is subject to review at least once every 12 months by the scheme administrator.

Flintshire is the legislative successor body in respect of all abuse claims relating to the former Clwyd County Council. A number of claims continue to be brought by former children in care. In some cases the Council's insurers were not on cover and so the Council may need to fund any such claim that is successful.

A small number of employees and former employees are claiming against the Council in Employment Tribunals which will be heard in the next financial year. Based on the outcomes of the cases the Council could have to pay all, some or none of the claims.

The Council has set up various alternative service delivery models which has involved the transfer of Council employees to the new service providers. The Council has given pension guarantees to Newydd Catering and Cleaning Ltd, Aura Leisure and Libraries Ltd and Holywell Leisure Centre. These guarantees mean that if these bodies are unable to meet their pension obligations at a future point in time then the Council will assume responsibility for them.

A small number of Council tenants are claiming against the Council for housing disrepair. Based on the outcome of the cases the Council could have to pay all, some or none of the claims.

A claim is being brought by the owner of a property where the Council was a former tenant. The case will be heard by an independent arbitrator in the next financial year and as a result the Council may have to pay all, some or none of the claim.

34. CONTINGENT ASSETS

Section 106 of the Town and Country Planning Act 1990 allows legal agreements as part of planning approval that commits the developer to undertake works or in-kind contributions towards a variety of infrastructure or services. An affordable housing scheme called 'Shared Equity' is one such commitment, the developer makes a number of properties available for purchase by those on the affordable housing register at 70% of the market value. The remaining 30% share in the properties is transferred to the Council in the form of a legal charge against the property. At any point in the future the homeowner can redeem the Council's 30% share, or sell the property. The first call is a sale to others on the affordable housing register. If after a set period the property does not sell it can be sold on the open market. It is probable that the Council will benefit in the form of capital receipts in the future from these agreements, however the receipt must be used for the provision of affordable housing.

35. CRITICAL JUDGEMENTS AND ASSUMPTIONS MADE

In preparing the Statement of Accounts, the Council has had to make judgements, estimates and assumptions for certain items that affect the application of its policies and reported levels of assets, liabilities, income and expenses. The estimates and associated assumptions have been based on historical experience, current trends and other relevant factors that are considered to be reasonable and are used to inform the basis for judgements about the carrying values of assets and liabilities, where these are not readily available from other sources. However, because these cannot be determined with certainty, actual results could be materially different from those assumptions and estimates made.

NOTES TO THE CORE FINANCIAL STATEMENT

The significant accounting estimates within the Statement of Accounts relate to non-current assets and the impairment of financial assets. Estimates and underlying assumptions are regularly reviewed. Changes in accounting estimates are adjustments of the carrying amount of an asset or a liability, or the amount of the periodic consumption of an asset, that results from the assessment of the present status of, and expected future benefits and obligations associated with assets and liabilities. Changes to accounting estimates are recognised in the period in which the estimate is revised if the revision affects only that period or in the period of the revision and future periods if the revision affects both current and future periods.

The critical accounting judgements made by the Council which have a significant effect on the financial statements are:

- Future Levels of Government Funding and Levels of Reserves – The future levels of funding for local authorities has a high degree of uncertainty. The Council has set aside amounts in provisions, working balances and reserves which it believes are appropriate based on local circumstances including its overall budget size, risks, robustness of budget estimates, major initiatives being undertaken, budget assumptions, other earmarked reserves and provisions and the Council's track record in financial management.
- Provisions – The Council is required to exercise judgement in assessing whether a potential liability should be accounted for as a provision or contingent liability. In calculating the level of provisions the Council also exercises judgement; they are measured at the Council's best estimate of the costs required to settle the obligation at the Balance Sheet date.
- Investment Properties – The Council classifies investment properties in accordance with the requirements of the Code of Practice, that being assets are held solely for rental income or capital appreciation. Assessment of such properties involves exercising judgement, which could be subject to a difference in interpretation.
- Asset Valuations – The Council values its Housing Stock by estimating the 'Existing Use Value – Social Housing'. The valuation methodology applied is the Adjusted Vacant Possession Value (known as the Beacon Approach). There is currently no guidance in Wales that specifically defines the components within the methodology, some of which rely on professional judgments particular to local circumstances.

The approach seeks to obtain a value for the asset, based on the Fair Value (market value) assuming 'vacant possession' of the asset which is then adjusted to reflect the asset's use for social housing with a sitting tenant. The underlying principles of this approach are:

- A representative asset is normally used as the basis for valuing a set of similar assets.
 - The asset's Fair Value (market value) is determined from sales evidence relating to comparable properties. This provides a 'vacant possession' value.
 - The market value is adjusted by a factor to reflect the difference between private sector rents / yields and social housing rents / yields. This is intended to reflect the differential cash flows that would arise between the two types of landlord given that there is a sitting tenant in the property and that any development value is to be ignored as continuation of the existing use is assumed.
- Accounting for arrangements containing a lease (embedded leases) – During 2016/17 the Council entered into an arrangement where supply and maintenance of all vehicles, along with fleet management, would be undertaken by Essential Fleet Services (EFS). The Council has reviewed the appropriate accounting guidance, sought professional advice, and concluded that this arrangement contains embedded operating leases.
 - Community Asset Transfers (CATs) - involve leasehold transfer (at nominal value) of specific Council assets to organisations with a social purpose who plan to use the assets for the benefit of the local community. The lease agreements have been considered; whilst operational risk and reward transfers to the community group, the Council's view is that the risk and reward of ownership remains with the Council and therefore the value of the assets have remained on the Council's Balance Sheet.

NOTES TO THE CORE FINANCIAL STATEMENTS

- Leisure and Libraries Property Leases - involve leasehold transfer of specific Council assets to a charitable, not-for-profit, organisation which is responsible for managing the majority of leisure centres and libraries previously operated directly by the Council. The lease agreements have been considered; whilst operational risk and reward transfers to the charitable organisation, the Council's view is that the risk and reward of ownership remains with the Council and therefore the value of the assets have remained on the Council's Balance Sheet. The classification of the assets have also remained consistent with prior years' treatment. They are recognised as operational Property, Plant and Equipment, which aligns with the classification most suitable to the use of the assets when compared to other definitions of assets such as surplus or investment assets.

The key sources of estimation uncertainty identified by the Council which have a significant effect on the financial statements are:

- Retirement Benefit Obligations – The Council recognises and discloses its retirement benefit obligation in accordance with the measurement and presentational requirements of IAS 19 “Employee Benefits”. The estimation of the net pension liability depends on a number of complex judgements and estimates relating to the discount rate used, the rate at which salaries are projected to increase, changes in retirement ages, mortality rates and expected returns on pension fund assets. A firm of actuaries is engaged to provide the Council with expert advice about the assumptions to be applied. Changes in these assumptions can have a significant effect on the value of the Council's retirement benefit obligation. Further detail assessing the sensitivities of estimates can be found in Note 42.
- Impairment of Financial Assets – The Council provides for the impairment of its receivables based on the age, type and recoverability of each debt. A reasonable estimate of impairment for doubtful debts and expected credit losses is provided for within the Council's accounts at the Balance Sheet date, however in the current economic climate it is not certain that such an allowance would be sufficient.
- Property, Plant and Equipment – Assets are depreciated over their useful life and reflect such matters as the level of repairs and maintenance that will be incurred in relation to individual types of asset, cost of replacement and assuming prudent maintenance, an estimate of the unexpired useful life of the asset.
- Valuation techniques are used to determine the fair value of surplus assets, assets held for sale and investment properties. This involves developing estimates and assumptions consistent with how market participants would value such assets. As far as possible, assumptions are based on observable data. If observable data is not available the best information available is used. Thus, estimated fair values may vary from actual prices that would be achieved in an arm's length transaction at the reporting date.
- Britain leaving the European Union – there is a high level of uncertainty regarding how Britain will leave the European Union and the resulting implications. A range of possible scenarios are being considered by Parliament which have the potential to affect asset valuations and the pension liability on the Council's Balance Sheet. Currently there is not sufficient information to indicate that the assets of the Council might be impaired or that the discount rate used to calculate the pension liability might need amending.

36. PROVISION FOR REPAYMENT OF EXTERNAL LOANS

Section 22 of the Local Authorities (Capital Finance and Accounting) (Wales) (Amendment) Regulations 2008 requires the Council to set aside a minimum revenue provision (MRP) in respect of the financing of capital expenditure incurred in that year or in any financial year prior to that year. The amounts set aside in 2018/19 were as follows:-

	2019 £000	2018 £000
Total minimum revenue provision	6,066	5,505
Recharge to housing revenue account	<u>(2,544)</u>	<u>(2,337)</u>
	<u>3,522</u>	<u>3,168</u>

Tudalen 69

NOTES TO THE CORE FINANCIAL STATEMENTS

37. CAPITAL EXPENDITURE AND CAPITAL FINANCING

The total amount of capital expenditure incurred in the year is shown in the following table (including the value of assets acquired under finance leases), together with the resources that have been used to finance it. Where capital expenditure is to be financed in future years by charges to revenue as assets are used by the Council, the expenditure results in an increase in the capital financing requirement, a measure of the capital expenditure incurred historically by the Council that has yet to be financed.

	2019 £000	2018 £000
Capital Investment		
Property, plant and equipment	62,367	50,860
Intangible assets	0	0
REFCUS	4,262	6,521
	66,629	57,381
Sources of Finance		
Capital receipts	(999)	0
Capital grants and contributions	(30,579)	(16,750)
Capital reserves / CERA	(16,446)	(12,871)
	(48,024)	(29,621)
Increase/(decrease) in capital financing requirement	18,605	27,760
Increase in supported borrowing	4,051	4,124
Increase in other (unsupported) borrowing	14,554	23,636
	18,605	27,760

38. FUTURE CAPITAL COMMITMENTS

As at 31st March 2019, the Council has entered into a number of contracts for the construction or enhancement of Property, Plant and Equipment in 2019/20 and future years. The major commitments, in excess of £1m, are shown below:

Contract Details	Contract Sum £000	Payments to 31/03/19 £000	Balance Outstanding £000
Council Fund			
Deeside Industrial Park Transport Improvements	3,058	1,138	1,920
Connah's Quay High School	16,546	13,044	3,502
Penyffordd CP School	6,910	4,812	2,098
	26,514	18,994	7,520
Housing Revenue Account			
SHARP			
- The Walks, Flint	3,931	3,662	269
- The Dairy Site, Connahs Quay	1,099	1,082	17
- Ysgol Glanarafon, Mold	2,239	2,205	34
- Melrose Centre, Shotton	1,364	1,320	44
- Llys Dewi, Penyffordd	3,465	2,028	1,437
- Dobshill, Hawarden	2,092	145	1,947
	14,190	10,442	3,748
Total	40,703	29,436	11,269

Further to the commitments listed in the table above, the Council has the strategic aim of meeting the Welsh Government target for all social housing to be brought up to the Welsh Housing Quality Standard (WHQS) by 2020. The Council's in-year programmed WHQS work schemes in line with the Housing Asset Management Strategy have been tendered and have agreed price schedules with contractors. The Council is under no commitment to refurbish any number of houses contractually.

NOTES TO THE CORE FINANCIAL STATEMENTS

39. LEASING

Lessee Rentals

Finance Leases

The Council has acquired a number of items of vehicles, plant and equipment under finance leases. The assets acquired under these leases are carried as Property, Plant and Equipment in the Balance Sheet at the following net amounts:

Asset Classification	2019 £000	2018 £000
Vehicles, plant and equipment	4,260	4,614

The Council is committed to making minimum payments under these leases comprising settlement of the long-term liability for the interest in the property, plant and equipment acquired by the Council, and finance costs that will be payable by the Council in future years while the liability remains outstanding. The minimum lease payments are made up of the following amounts of which £555k is due to be paid during the next 12 months (£541k equivalent for the previous financial year).

	2019 £000	Repaid £000	New £000	2018 £000
Finance lease liabilities (net present value of the minimum lease payments):				
Current	555	24	38	541
Non-current	4,479	517	150	4,846
	5,034	541	188	5,387
Finance costs payable in future years	1,920	465	20	2,365
Minimum lease payments	6,954	1,006	208	7,752

Minimum lease payments - the lowest amount that a lessee can expect to pay on a lease over its lifetime

Finance lease liabilities - the capital element of the minimum lease payments

Finance costs - the interest element of the minimum lease payments

The minimum lease payments and finance lease liabilities will be payable over the following periods:

	Minimum Lease Payments		Finance Lease Liabilities	
	2019 £000	2018 £000	2019 £000	2018 £000
Not later than one year	978	1,006	555	541
Later than one year and not later than five years	4,362	4,313	3,005	2,718
Later than five years	1,614	2,433	1,474	2,128
	6,954	7,752	5,034	5,387

NOTES TO THE CORE FINANCIAL STATEMENTS

Operating Leases

In 2018/19, operating lease rentals paid amounted to £3,291k (£3,282k in 2017/18).

Asset Classification	2019 £000	2018 £000
Land	79	45
Buildings	162	144
EFS Fleet Contract	2,842	2,764
Vehicles, plant and equipment	208	329
	3,291	3,282

The minimum lease payments due under operating leases in future years are:

	Land £000	Buildings £000	EFS Fleet Contract £000	Vehicles, Plant & Equipment £000	Total £000
Not later than one year	42	167	3,036	5	3,250
Later than one year and not later than five years	168	361	10,627	0	11,156
Later than five years *	1,319	1,090	0	0	2,409
	1,529	1,618	13,663	5	16,815

* Any open ended agreements are calculated to 2031/32 in line with the general average life of the longest leases

During 2016/17 the Council entered into an arrangement where supply and maintenance of all vehicles, along with fleet management, would be undertaken by Essential Fleet Services (EFS). This arrangement is considered to contain embedded leases, therefore payments to EFS are included in the figures above. It is not considered practical to split the payments into lease elements and non-lease elements, therefore the total payments are shown. The figures are adjusted to reflect the fact under this arrangement EFS are reimbursing the Council for existing vehicle leases until their expiry.

Lessor Rentals

Operating Leases

The Council leases out property under operating leases largely for economic development purposes. In 2018/19, lease rentals receivable amounted to £2,016k (£2,829k in 2017/18).

The minimum lease payments receivable under operating leases in future years are:

	Land £000	Buildings £000	Total £000
Not later than one year	89	1,898	1,987
Later than one year and not later than five years	225	5,847	6,072
Later than five years *	543	8,021	8,564
	857	15,766	16,623

* Any open ended agreements are calculated to 2031/32 in line with the general average life of the longest leases

Finance Leases

The Council does not lease out any properties on finance leases.

NOTES TO THE CORE FINANCIAL STATEMENTS

40. ACCOUNTING STANDARDS ISSUED BUT NOT YET ADOPTED

The Code of Practice on Local Authority Accounting in the United Kingdom 2019/20 has introduced the following changes, amendments and interpretations to existing standards. They are mandatory for the Council's accounting periods beginning on or after 1st April 2019 or later periods and will require changes to accounting policies in next year's accounts, but the Council has chosen not to adopt them early.

- Amendments to IAS 40 Investment Property - provides further explanation of the instances in which a property can be reclassified as investment property.
- IFRIC 22 Foreign Currency Transactions and Advance Consideration - clarifies the treatment of payments in a foreign currency made in advance of obtaining or delivering goods or services.
- IFRIC 23 Uncertainty over Income Tax Treatments - provides additional guidance on income tax treatment where there is uncertainty.
- Amendments to IFRS 9 Financial Instruments - Prepayment Features with Negative Compensation - amends IFRS9 to make clear that amortised cost should be used where prepayments are substantially lower than the unpaid principal and interest.
- IFRS 16 Leases - will require local authorities that are lessees to recognise most leases on their balance sheets as right-of-use assets with corresponding lease liabilities (there is recognition for low-value and short-term leases). CIPFA/LASAAC have deferred implementation of IFRS16 for local government to 1 April 2020.

These changes are not expected to have a material impact on the Council's financial statements.

41. FINANCIAL INSTRUMENTS

Financial instruments included in the balance sheet are made up of the following financial liabilities and assets:

Short term Creditors (note 17) includes a further £11,690k (2017/18 £9,264k) that does not meet the definition required for inclusion as a Financial Instrument. No long term Creditors meet the definition required for inclusion as a Financial Instrument.

Short term Debtors (note 13) includes a further £29,544k (2017/18 £23,304k) that does not meet the definition required for inclusion as a Financial Instrument.

NOTES TO THE CORE FINANCIAL STATEMENTS

	Long-Term		Current	
	2019	2018	2019	2018
	£000	£000	£000	£000
Financial liabilities at amortised cost				
Principal	272,379	253,672	44,424	52,205
Accrued Interest	0	0	6,030	5,879
Borrowing	<u>272,379</u>	<u>253,672</u>	<u>50,454</u>	<u>58,084</u>
Cash overdrawn	0	0	1,667	2,358
Cash & Cash Equivalents	<u>0</u>	<u>0</u>	<u>1,667</u>	<u>2,358</u>
Finance Leases	4,479	4,846	555	541
Deferred Liabilities	<u>4,479</u>	<u>4,846</u>	<u>555</u>	<u>541</u>
Landfill Aftercare costs	990	1,000	50	49
Employee Related	0	0	62	560
Provisions	<u>990</u>	<u>1,000</u>	<u>112</u>	<u>609</u>
Trade Payables*	0	0	24,263	21,358
Within Creditors	<u>0</u>	<u>0</u>	<u>24,263</u>	<u>21,358</u>
Total financial liabilities	<u>277,848</u>	<u>259,518</u>	<u>77,051</u>	<u>82,950</u>
Financial assets at amortised cost				
Principal	2,144	0	0	0
Accrued Interest	0	0	0	0
Investments	<u>2,144</u>	<u>0</u>	<u>0</u>	<u>0</u>
Cash & Cash Equivalents	0	0	31,906	34,154
Accrued Interest	0	0	96	7
Cash & Cash Equivalents	<u>0</u>	<u>0</u>	<u>32,002</u>	<u>34,161</u>
Trade Receivables*	45	44	14,301	21,371
Loans	7,726	2,343	0	0
Within Debtors	<u>7,771</u>	<u>2,387</u>	<u>14,301</u>	<u>21,371</u>
Total financial assets	<u>9,915</u>	<u>2,387</u>	<u>46,303</u>	<u>55,532</u>

* Creditors and Debtors notes have been reviewed during the year in accordance with the Code of Practice, 2017/18 figures restated as a result.

Within the Cash and Cash Equivalent line on the Balance Sheet financial assets and liabilities are offset:-

	2019	2018
	Net	Net
	Total	Total
	£000	£000
Financial Assets - Bank Accounts in Credit	32,002	34,161
Financial Liabilities - Cash Overdraft	(1,667)	(2,358)
Net Position reported on Balance Sheet	<u>30,335</u>	<u>31,803</u>

NOTES TO THE CORE FINANCIAL STATEMENTS

Material Soft Loans

Soft loans are those advanced at below market rates in support of the Council's service priorities. The 45 year annuity loan to NEW Homes to build affordable homes for rent in Flint is deemed to be a material soft loan. Movements in material soft loan balances during the year are:

	2019	2018
	£000	£000
Opening carrying amount of soft loans	0	0
New loans made in year	7,530	0
Fair value adjustment on initial recognition	(2,144)	0
Interest Accrued	75	0
Amounts Repaid	0	0
Movement in discounted amount	16	0
	5,477	0

Soft loans have been valued by discounting the contractual payments at the estimated market rate of interest for a similar loan. The market interest rate has been derived using the European Commission's State Aid guidance.

The gains and losses recognised in the Comprehensive Income and Expenditure Statement in relation to financial instruments are made up as follows:

	2019			2018		
	Financial Liabilities	Financial Assets	Total	Financial Liabilities	Financial Assets	Total
	Measured at Amortised Cost			Measured at Amortised Cost		
	£000	£000	£000	£000	£000	£000
Interest expense	(13,475)	0	(13,475)	(13,189)	0	(13,189)
Interest payable and similar charges	(13,475)	0	(13,475)	(13,189)	0	(13,189)
Interest income	0	375	375	0	129	129
Interest and investment income	0	375	375	0	129	129
Net gain/(loss)for the year	(13,475)	375		(13,189)	129	

Fair Value of Assets and Liabilities Carried at Amortised Cost

Financial assets and all non-derivative financial liabilities are carried in the Balance Sheet at amortised cost. Fair values of financial liabilities in the table below have been estimated by calculating the net present value of the remaining contractual cash flows at 31st March 2019, using the following methods and assumptions:

- Loans borrowed by the Council have been valued by discounting the contractual cash flows over the whole life of the instrument at the appropriate market rate for local authority loans.
- The value of "Lender's Option Borrower's Option" (LOBO) loans have been increased by the value of the embedded options. Lenders' options to propose an increase to the interest rate on the loan have been valued according to a proprietary model for Bermudan cancellable swaps. Borrower's contingent options to accept the increased rate or repay the loan have been valued at zero, on the assumption that lenders will only exercise their options when market rates have risen above the contractual loan rate.

Totalen 75

NOTES TO THE CORE FINANCIAL STATEMENTS

- The fair values of finance lease liabilities have been calculated by discounting the contractual cash flows at the appropriate AA-rated corporate bond yield.
- No early repayment is recognised for any financial instrument.
- The fair value of short-term instruments, including trade payables and receivables, is assumed to approximate to the carrying amount given the low and stable interest rate environment.

The fair values are calculated as follows, the fair value hierarchy is explained within the Council's Accounting Policies

	Fair Value Level	2019		2018	
		Carrying Amount £000	Fair Value £000	Carrying Amount £000	Fair Value £000
Financial Liabilities					
PWLB	2	248,341	356,556	230,810	337,993
LOBOs	2	18,950	27,350	18,950	27,383
Lease payables	3	5,034	4,683	5,387	4,873
		272,325	388,589	255,147	370,249

There has been no change in the valuation techniques used during the year for the financial instruments.

The PWLB fair value is higher than the carrying amount because the Council's portfolio of loans includes a number of fixed loans where the interest rate payable is higher than the rates available for similar loans at the balance sheet date. This commitment to pay interest above current market rates increases the amount that the Council would have to pay if the lender requested or agreed to early repayment of the loans. The same is the case for LOBOs, with the interest rates higher than the PWLB rates available at the balance sheet date, resulting in a higher fair value.

The Council is in receipt of Loans from the Salix Energy Efficiency scheme delivered by the Welsh Government in partnership with Salix Finance and The Carbon Trust to provide interest free loans. The Council does not account for these loans as soft loans because the fair value adjustment is not material. This approach has also been taken for loans for Vibrant and Viable Places loans.

Disclosure of Nature and Extent of Risks Arising from Financial Instruments

The Council complies with CIPFA's Code of Practice on Treasury Management and Prudential Code for Capital Finance in Local Authorities, both revised in December 2017.

In line with the Treasury Management Code, the Council approves a Treasury Management Strategy before the commencement of each financial year. The Strategy sets out the parameters for the management of risks associated with financial instruments. The Council also produces Treasury Management Practices specifying the practical arrangements to be followed to manage these risks.

The Treasury Management Strategy includes an Investment Strategy in compliance with the Welsh Government Guidance on Local Government Investments. This Guidance emphasises that priority is to be given to security and liquidity, rather than yield. The Council's Treasury Management Strategy and its Treasury Management Practices seek to achieve a suitable balance between risk and return or cost. These practices include financial risks such as Credit Risk, Liquidity Risk and Market Risk.

NOTES TO THE CORE FINANCIAL STATEMENTS

The Council's activities expose it to a variety of financial risks:

- Credit risk – the possibility that other parties might fail to pay amounts due to the Council
- Liquidity risk – the possibility that the Council might not have funds available to meet its commitments to make payments
- Market risk – the possibility that financial loss might arise for the Council as a result of changes in such measures as interest rates and stock market movements.

The Council's overall risk management programme focuses on the unpredictability of financial markets and seeks to minimise potential effects on the resources available to fund services. Risk management is carried out by a central treasury team, under policies approved by Flintshire County Council in the Policy Statement and Strategy. Flintshire provides written principles for overall risk management, as well as written policies covering specific areas, such as interest rate risk, credit risk and the investment of surplus cash.

Risk - Liabilities

The Council has raised long term finance by either borrowing from the PWLB or the market via LOBOs.

- PWLB – The majority of this debt is fixed rate, hence there is interest rate risk. If rates fall in the future, the Council will be paying higher than the current market rate, however, it is considered more beneficial to have budget certainty on future payments of interest in a low interest rate environment; as at 31st March 2019, 4.02% of PWLB debt was variable rate, reducing the interest rate risk but increasing budget uncertainty. There is an option in the Treasury Management Strategy to have £100m variable debt if deemed appropriate. Liquidity risk is managed through the debt maturity profile and a prudential indicator which does not allow any more than 20% of debt to reach maturity in any one year.
- LOBOs - All LOBOs have a fixed rate of interest for a period of between 12 and 23 months followed by a further fixed rate for the period of the loan, however the loan can be recalled by the lender after a certain fixed period of time. LOBOs are used because they have an interest rate lower than PWLB and this is balanced against the risks of rates rising and the loan having to be repaid which results in re-financing risk at a time of higher interest rates. The amount of LOBOs is restricted to £100m of long term borrowing.

Analysis shows that if interest rates rose by 1% the financial effect would be an increase in variable rate debt costs of £290k.

Risk - Loans and Receivables

Long Term Investments -

- Investments of more than 1 year are referred to as non-specified investments because of the additional interest rate risk. There is a limit of £4m for long term investments and additional procedures for authorisation by the Corporate Finance Manager.
- Deposits with banks and building societies do carry some credit risk and this is managed by using three rating agencies. The Council uses the following criteria, and investments are made subject to the monetary and time limits shown.

NOTES TO THE CORE FINANCIAL STATEMENTS

Minimum Credit Rating	Banks Unsecured	Banks Secured	Government	Corporates	Registered Providers
UK Government			£ Unlimited 50 years		
AAA	£2m 5 years	£3m 5 years	£2m 25 years	£2m 5 years	£2m 10 years
AA+					
AA	£2m 4 years	£3m 4 years	£2m 15 years	£2m 4 years	
AA-	£2m 3 years	£3m 3 years	£2m 10 years	£2m 3 years	
A+	£2m 2 years	£3m 2 years	£2m 5 years	£2m 2 years	£2m 5 years
A	£2m 1 year	£3m 1 year		£2m 1 year	
A-	£2m 6 months	£3m 6 months		£2m 6 months	
Pooled Funds	£3m per fund				
BBB-	The Council is restricted to overnight deposits in its' own current account bank with a limit of £2m where the banks lowest credit rating is BBB+, BBB or BBB- (or equivalent)				
Unrated Local Authorities	£3m 2 Years				

Analysis shows that if interest rates rose by 1% the financial effect would be an increase in investment income of £312k. If rates fell by 1%, there would be a loss of income for the same amount.

Other Receivables -

Customers are required to make arrangements to pay outstanding monies due to the Council, based on their ability to pay. Customers are requested to complete a financial assessment form and are required to confirm in writing the amount agreed and the start date of the arrangement, and to make the Council fully aware of any circumstances surrounding their ability to pay which they wish to be taken into account in making the assessment.

Loans to Subsidiaries -

The Council has committed to provide new affordable homes throughout the County to address the identified housing shortage. A loan has been granted to NEW Homes to build affordable homes for rent in Flint at below market rates of interest. The loan will be repaid from rents. The Council wholly owns NEW Homes and exerts a high level of control over its activities with Cabinet required to approve its 30 year business plan each year. All property assets owned by NEW Homes are provided as security against the loan, at the balance sheet date the value of assets was higher than the value of the loan. All of which serves to mitigate the credit risk posed by NEW Homes failing to meet its obligations to repay the loan.

NOTES TO THE CORE FINANCIAL STATEMENTS

Transition to IFRS 9

The Council adopted IFRS 9 Financial Instruments accounting standard with effect from 1st April 2018. The main impact of adopting the new standard is to reclassify financial assets to a category called amortised cost which were previously called loans and receivables. The values included on the Balance Sheet and within the Comprehensive Income and Expenditure Note have not changed as a result.

The Council has adopted the expected credit loss model prescribed by IFRS 9. This is to calculate the risk that future cash flows may not take place as the counterparty could default on their obligations. This methodology is explained within the Council's Accounting Policies. The Council's existing process for calculating impairment losses on trade debtors, lease receivables and contract assets was in line with the new method of collective assessment and therefore there has been no change in methodology of calculating impairments of financial assets.

42. PENSIONS

Pensions - Teachers

Teachers employed by the Council are members of the Teachers' Pension Scheme a multi-employer defined benefit scheme, providing teachers with specified benefits upon their retirement. For accounting purposes it is treated as a defined contribution scheme as the Council is unable to identify its share of assets and liabilities with sufficient reliability. The scheme is unfunded and the Department for Education uses a notional fund as the basis for calculating the employers' contribution rate.

The Council contributes to the scheme by making contributions based on a percentage of teachers' pensionable salaries. In 2018/19 the Council paid £8,356k (£8,337k in 2017/18), which represents 16.48% (average) of teachers' pensionable pay (16.48% in 2017/18). The contributions due in 2019/20 are estimated to be £8,145k, 16.54% of teachers' pensionable pay.

The Council is not liable to the scheme for any other entities' obligations under the plan.

In addition, the Council is responsible for all pension payments relating to the award of discretionary post-retirement benefits on early retirements (also known as added years) it has awarded, together with the related increases, outside of the terms of the teachers' scheme. These are accounted for on a defined benefit basis as detailed in the following section.

Pensions - Other Employees

As part of their terms and conditions of employment of its officers the Council makes contributions towards the costs of post-employment benefits. Officers employed by the Council are members of the Local Government Pension Scheme, the Clwyd Pension Fund, administered locally by Flintshire County Council. This is a funded defined benefit final salary scheme, meaning that the Council and employees pay contributions into a fund, calculated at a level intended to balance the pension's liabilities with investment assets.

Discretionary post-retirement benefits awarded on early retirement are an unfunded defined benefit arrangement, under which liabilities are recognised when payments are made. There are no plan assets built up to meet these pension liabilities.

The Clwyd Pension Fund is operated under the regulatory framework for the Local Government Pension Scheme and the governance of the scheme is the responsibility of the Clwyd Pension Fund Committee. Policy is determined in accordance with the Pension Fund Regulations.

The principal risks to the Council of the scheme are the longevity assumptions, statutory changes to the scheme, structural changes to the scheme (i.e. large-scale withdrawals from the scheme), changes to inflation, bond yields and the performance of the equity investments held by the scheme.

Further information regarding the Clwyd Pension Fund accounts and the Clwyd Pension Fund Annual Report are available from www.clwydpensionfund.org.uk.

NOTES TO THE CORE FINANCIAL STATEMENTS

Transactions Relating to Retirement Benefits

The cost of retirement benefits is recognised in the net cost of services when they are earned by employees, rather than when the benefits are eventually paid as pensions. However, the charge that is required to be made against Council tax is based on the cash payable in the year, so the real cost of retirement benefits is reversed out in the movement in reserves statement. The transactions that have been made in the comprehensive income and expenditure statement and the movement in reserves statement during the year are:

	Local Government Pension Scheme		Discretionary Benefits Arrangements	
	2019 £000	2018 £000	2019 £000	2018 £000
Comprehensive Income and Expenditure Statement				
Service Expenditure Analysis -				
Current service cost	25,330	26,602	0	0
Past service cost/(gain)	10,650	1	0	0
Curtailments/settlements	510	(8,712)	0	0
Other Operating Expenditure -				
Administration expenses	917	894	0	0
Financing and Investment Income and Expenditure				
Net interest expense	7,384	7,999	1,225	1,249
Net charge to surplus / deficit on the provision of services -	<u>44,791</u>	<u>26,784</u>	<u>1,225</u>	<u>1,249</u>
Other Comprehensive Income and Expenditure				
Remeasurement of the net defined benefit liability -				
Return on plan assets	14,293	10,491	0	0
Actuarial gains and (losses) - financial assumptions	(50,849)	36,849	(1,745)	1,063
Net charge to other comprehensive income and expenditure -	<u>(36,556)</u>	<u>47,340</u>	<u>(1,745)</u>	<u>1,063</u>
Net charge to Comprehensive Income and Expenditure -	<u>8,235</u>	<u>74,124</u>	<u>(520)</u>	<u>2,312</u>
Movement in Reserves Statement				
Reversal of net charges made to surplus / deficit on the provision of services for retirement benefits in accordance with IAS 19	(44,791)	(26,784)	(1,225)	(1,249)
Actual amount charged against the Council fund balance for pensions in the year				
Employers' contributions payable to scheme	22,346	22,673	3,091	3,142
Net debit/(credit) to the movement in reserves statement	<u>(22,445)</u>	<u>(4,111)</u>	<u>1,866</u>	<u>1,893</u>

NOTES TO THE CORE FINANCIAL STATEMENTS

Pensions Assets and Liabilities in Relation to Retirement Benefits Recognised in the Balance Sheet

The amount included in the Balance Sheet arising from the Council's obligation in respect of its defined benefit plans is as follows:-

	Local Government Pension Scheme		Discretionary Benefits Arrangements	
	2019	2018	2019	2018
	£000	£000	£000	£000
Present value of liabilities	(978,105)	(891,294)	(48,499)	(48,620)
Fair value of assets	618,862	591,049	0	0
Surplus/deficit in the scheme	<u>(359,243)</u>	<u>(300,245)</u>	<u>(48,499)</u>	<u>(48,620)</u>

The liabilities total reflects the underlying long-term commitments that the Council has in respect of retirement benefits due. The net liability of £407,745k is included as part of the unusable reserves total on the Balance Sheet.

Reconciliation of present value of the scheme liabilities:-

	Local Government Pension Scheme		Discretionary Benefits Arrangements	
	2019	2018	2019	2018
	£000	£000	£000	£000
1st April	891,294	930,122	48,620	51,576
Current service cost	25,330	26,602	0	0
Interest cost	22,867	22,435	1,225	1,249
Contributions by scheme participants	4,897	4,806	0	0
Actuarial (gains) and losses - Financial assumptions	50,849	(36,849)	1,745	(1,063)
Benefits paid	(28,289)	(27,106)	(3,091)	(3,142)
Past service costs	10,650	1	0	0
Curtailments/settlements	510	(28,717)	0	0
31st March	<u>978,108</u>	<u>891,294</u>	<u>48,499</u>	<u>48,620</u>

Reconciliation of fair value of the Local Government Pension Scheme (LGPS) assets:-

	2019	2018
	£000	£000
1st April	591,049	586,648
Interest income	15,483	14,436
Administration Expenses	(917)	(894)
Return on plan assets	14,293	10,491
Employer contributions	22,346	22,673
Contributions by scheme participants	4,897	4,806
Benefits paid	(28,289)	(27,106)
Settlements	0	(20,005)
31st March	<u>618,862</u>	<u>591,049</u>

NOTES TO THE CORE FINANCIAL STATEMENTS

The Local Government Pension Scheme's assets consist of the following categories:-

	2019		2018	
	£000	£000	£000	£000
Equity investments:				
Global Quoted*	49,509		48,466	
Emerging Markets*	38,369		41,373	
		87,878		89,839
Bonds:				
Overseas Other	68,694		67,380	
LDI*	141,101		133,577	
		209,795		200,957
Property:				
UK*	34,037		30,143	
Overseas	6,807		7,684	
		40,844		37,827
Cash:				
Cash Accounts*	1,238		7,093	
		1,238		7,093
Alternatives:				
Hedge Funds	46,415		49,648	
Private Equity	71,169		60,878	
Infrastructure	22,279		13,594	
Timber & Agriculture	7,426		8,275	
Private Credit	10,521		4,728	
DGF	121,297		118,210	
		279,107		255,333
		618,862		591,049

* Denotes classes of assets that have a quoted market price in an active market.

The scheme maintains positions in a variety of financial instruments which exposes it to a variety of financial risks including credit risk, counterparty risk, liquidity risk, market risk and exchange rate risk. Risk management procedures are annually reviewed and focus on the unpredictability of financial markets and implementing restrictions to minimise these risks. The current policy is to lower risk by diversifying investments across asset classes, investment regions and fund managers.

Basis for Estimating Assets and Liabilities

Liabilities have been assessed on an actuarial basis using the projected unit credit method, an estimate of the pensions that will be payable in future years dependant on assumptions about mortality rates, salary levels, etc. The liabilities have been assessed by Mercer Human Resource Consulting Limited, an independent firm of actuaries; estimates for the County Council are based on the latest full valuation of the scheme as at 31st March 2016. The significant assumptions used by the actuary are:

NOTES TO THE CORE FINANCIAL STATEMENTS

	Local Government Pension Scheme		Discretionary Benefits Arrangements	
	2019	2018	2019	2018
Mortality Assumptions				
Longevity at 65 for current pensioners -				
Men	23.2yrs	23.1yrs	23.2yrs	23.1yrs
Women	25.7yrs	25.6yrs	25.7yrs	25.6yrs
Longevity at 65 for future pensioners -				
Men	25.9yrs	25.7yrs	n/a	n/a
Women	28.4yrs	28.3yrs	n/a	n/a
Rate of inflation (Consumer Prices Index)	2.2%	2.1%	2.3%	2.1%
Rate of increase in salaries	3.5%	3.4%	n/a	n/a
Rate of increase in pensions	2.3%	2.2%	2.4%	2.2%
Rate for discounting scheme liabilities	2.4%	2.6%	2.4%	2.6%

The estimation of the defined benefit obligation is sensitive to the actuarial assumptions set out in the table above. The sensitivity analyses below are calculated by altering relevant assumptions by the amount specified, whilst assuming that all other variables remain the same. This approach is not necessarily realistic, since some assumptions are related; for example, if the scenario is to show the effect of higher than expected inflation, it might be reasonable to expect that nominal yields on corporate bonds will be higher too. However, the analysis isolates one effect from another.

	Impact of Increase on Defined Benefit Obligation	Impact of Decrease on Defined Benefit Obligation
	£000	£000
Longevity (increase / decrease in 1 year)	(20,441)	20,441
Rate of inflation (increase / decrease by 0.1%)	(18,457)	18,457
Rate of increase in salaries (increase / decrease by 0.1%)	(2,747)	2,747
Discount Rate (increase / decrease by 0.1%)	18,130	(18,130)

Increases in pensions are linked to increases to inflation (CPI) therefore the impact is the same for rate of inflation and rate of increases in pensions.

Impact on Cash Flows

Regulations governing the scheme require actuarial valuation to be carried out every three years. Contributions for each employer are set having regard to their individual circumstances. The Regulations require the contributions to be set with a view to targeting the scheme's solvency, and the detailed provisions are set out in the Clwyd Pension Fund Funding Strategy Statement. The most recent valuation was carried out as at 31st March 2016, which showed a shortfall of assets against liabilities of £437 million as at that date; equivalent to a funding level of 76%. The scheme's employers are paying additional contributions over a period of up to 15 years in order to meet the shortfall.

The total contributions expected to be made to the LGPS by the Council in the year to 31st March 2020 is £23.75m.

The duration of the defined benefit obligation for LGPS members is 18 years 2018/19 (18 years 2017/18).

NOTES TO THE CORE FINANCIAL STATEMENTS

Impact of 'McCloud' Judgement

A judgement in the Court of Appeal relating to Fire and Judiciary pension schemes has ruled that transitional protections offered to older members of the schemes, when they were reformed in 2015, constituted unlawful age discrimination. The judgements are commonly referred to as the McCloud Judgement. Whilst the judgements were only in relation to Fire and Judiciary pension schemes, all the main Public Service Schemes implemented some form of transitional protections. This included the LGPS in 2014, which increased levels of transitional protections to older scheme members in changing from a final salary to a career average pension scheme, which are now ruled unlawful by the McCloud judgement. The Supreme Court denied the Government's application for leave to appeal the decision.

The Government Actuary's Department estimates the impact to be 3.2% of a pension scheme's active liabilities assuming salary growth of CPI plus 1.5%. The potential impact on the Council has been estimated at £10,649k, as shown above in the Comprehensive Income and Expenditure Statements as a past service cost which increases the Council's pension liability by the same amount. Higher future employer contributions are expected as a result and it is anticipated that it will take some time to resolve the matter.

43. PRIOR PERIOD ADJUSTMENT

At the start of the 2018/19 financial year the reporting segments (service portfolios) used to report the Council's revenue budget monitoring position changed to reflect changes in responsibility at Chief Officer Level. Changes to match have therefore been made to the Comprehensive Income and Expenditure Statement, the Expenditure and Funding Analysis, the Group Comprehensive Income and Expenditure Statement and associated notes along with the prior year comparators. For completeness the original 2017/18 primary statements are shown below:-

2017/18 Original Expenditure and Funding Analysis

The overall total has not changed.

	Net Portfolio Final Outturn Reported £000	Adjustments for Movements (to)/from Earmarked Reserves £000	Net Expenditure Chargeable to C F / HRA Reserves £000	Adjustments between Funding & Accounting Basis £000	Net Expenditure - CI&ES £000
Chief Executives	2,805	51	2,856	39	2,895
Community & Enterprise	11,764	(221)	11,543	(14,604)	(3,060)
Education & Youth	99,709	1,112	100,821	5,972	106,793
Governance	7,634	350	7,984	1,613	9,597
Organisational Change	7,681	432	8,113	706	8,819
People & Resources	4,412	117	4,529	109	4,638
Planning & Environment	5,132	120	5,251	850	6,101
Social Services	63,250	149	63,399	799	64,198
Streetscene & Transportation	29,928	(317)	29,611	5,813	35,425
Corporate & Central Finance	20,735	3,192	23,927	(15,923)	8,003
Housing revenue account (HRA)	0	(276)	(276)	16,119	15,844
Theatr Clwyd	0	5	5	39	43
Cost of services	253,049	4,714	257,763	1,531	259,295
Other Income and Expenditure	(255,156)	20	(255,136)	21,584	(233,551)
(Surplus)/deficit on the provision of services	(2,107)	4,735	2,628	23,116	25,743
Opening Council Fund / HRA Reserves			33,120		
In Year Revenue Surplus / Deficit					
Council Fund (CF)			(2,903)		
Housing Revenue Account (HRA)			276		
Closing Council Fund / HRA Reserves			30,493		

Tudalen 84

NOTES TO THE CORE FINANCIAL STATEMENTS

2017/18 Original Comprehensive Income and Expenditure Statement

The overall total has not changed.

	Gross Expenditure	Gross Income	Net Expenditure
	£000	£000	£000
Service Expenditure Analysis			
Chief Executives	3,016	(121)	2,895
Community & Enterprise	43,459	(46,520)	(3,060)
Education & Youth	135,995	(29,203)	106,793
Governance	10,497	(900)	9,597
Organisational Change	11,014	(2,195)	8,819
People & Resources	5,030	(392)	4,638
Planning & Environment	9,646	(3,544)	6,101
Social Services	85,020	(20,822)	64,198
Streetscene & Transportation	47,348	(11,924)	35,425
Corporate & Central Finance	9,305	(1,302)	8,003
Housing revenue account (HRA)	48,959	(33,115)	15,844
Housing revenue account (HRA) - Valuations Dwellings	0	0	0
Theatr Clwyd	5,933	(5,889)	43
Cost of services	415,222	(155,927)	259,294
Other Operating Expenditure			26,221
Financing and Investment Income and Expenditure			20,716
Taxation and Non-Specific Grant Income			(280,488)
(Surplus)/deficit on the provision of services			25,743
(Surplus)/deficit arising on revaluation of non-current assets			(48,838)
(Surplus)/deficit arising on revaluation of available-for-sale financial assets			0
Actuarial (gains) or losses on pension assets and liabilities			(48,404)
Total comprehensive income and expenditure			(71,499)

NOTES TO THE CORE FINANCIAL STATEMENTS

2017/18 Original Group Comprehensive Income and Expenditure Statement

The overall total has not changed.

	Gross Expenditure	Gross Income	Net Expenditure
	£000	£000	£000
Service Expenditure Analysis			
Chief Executives	3,014	(121)	2,893
Community & Enterprise	50,518	(46,927)	3,592
Education & Youth	131,535	(29,203)	102,333
Governance	10,494	(889)	9,605
Organisational Change	9,877	(2,079)	7,798
People & Resources	5,030	(384)	4,646
Planning & Environment	9,645	(3,544)	6,100
Social Services	84,288	(20,822)	63,466
Streetscene & Transportation	47,327	(11,871)	35,457
Corporate & Central Finance	9,305	(1,302)	8,003
Housing revenue account (HRA)	48,838	(33,115)	15,723
Housing revenue account (HRA) - Valuations	0	0	0
Theatr Clwyd	4,661	(4,539)	121
Cost of services	414,532	(154,796)	259,736
Other Operating Expenditure			26,221
Financing and Investment Income and Expenditure			20,890
Taxation and Non-Specific Grant Income			(280,488)
(Surplus)/deficit on the provision of services			26,358
Tax expenses of subsidiary			(219)
Group (Surplus)/deficit			26,139
(Surplus)/deficit arising on revaluation of non-current assets			(50,199)
(Surplus)/deficit arising on revaluation of available-for-sale financial assets			0
Tax relating to other comprehensive income			357
Actuarial (gains) or losses on pension assets and liabilities			(49,164)
Total comprehensive income and expenditure			(72,867)

HOUSING REVENUE ACCOUNT - INCOME AND EXPENDITURE AND MOVEMENT ON RESERVES STATEMENTS

for the year ended 31st March 2019

The HRA Income and Expenditure Statement shows the economic cost in the year of providing housing services in accordance with generally accepted accounting practices, rather than the amount to be funded from rents and government grants. Authorities charge rents to cover expenditure in accordance with the legislative framework; this may be different from the accounting cost. The increase or decrease in the year, on the basis on which rents are raised, is shown in the Movement on the Housing Revenue Statement.

	2019		2018	
	£000	£000	£000	£000
Expenditure				
Repairs and maintenance		7,239		7,354
Management and supervision		3,962		4,239
Specialist Services		1,556		1,551
Rents, rates, taxes and other charges		65		6
Depreciation and impairment of non-current assets		30,415		35,317
Debt management costs		44		42
Increase in bad debt provision		548		450
Total expenditure		<u>43,829</u>		<u>48,959</u>
Income				
Dwelling rents (gross)	33,395		31,645	
Non-dwelling rents (gross)	<u>403</u>		<u>364</u>	
		33,798		32,009
Charges for services and facilities		1,190		1,058
Reimbursement of Costs		0		48
Contribution towards expenditure		160		0
Total income		<u>35,148</u>		<u>33,115</u>
Net cost of HRA services as included in the whole authority Comprehensive Income and Expenditure Statement		8,681		15,844
Other Operating Expenditure				
Net (gain) / loss on the disposal of non-current assets		(76)		70
Admin. expenses on the net defined benefit liability		54		53
Financing and Investment Income and Expenditure				
Interest payable and similar charges		4,985		4,655
Net interest on the net defined benefit liability (see note 42)		481		521
Total (surplus) / deficit for the year on HRA services		<u>14,125</u>		<u>21,143</u>

This statement shows how the surplus/deficit on the Housing Revenue Account Income and Expenditure Statement for the year reconciles to the surplus/deficit for the year on the Statutory Housing Revenue Account.

	Note (from core notes)	2019 £000	2018 £000
At 1st April		1,918	1,642
Surplus/(deficit) on the HRA income and expenditure statement		(14,125)	(21,143)
Total comprehensive income and expenditure		<u>(14,125)</u>	<u>(21,143)</u>
Adjustments between accounting and funding basis under regulations	7	14,428	21,419
Increase/(decrease) in year on the HRA		<u>303</u>	<u>276</u>
At 31st March		<u>2,221</u>	<u>1,918</u>

Tudalen 87

NOTES TO THE HOUSING REVENUE ACCOUNT INCOME AND EXPENDITURE STATEMENT

1. LEGISLATION

The Housing Revenue Account (HRA), in accordance with the Local Government and Housing Act 1989, reflects a statutory obligation to account separately for local authority housing provision. It shows the major elements of housing revenue expenditure - maintenance, rent rebates, administration - and capital financing costs, and how these are met by rents, subsidy and other income.

2. HOUSING STOCK

The type and number of dwellings at 31st March 2019 were:-

Type	2019 No.	2018 No.
Houses	4,076	4,048
Flats	1,378	1,373
Maisonettes	10	10
Bungalows	1,798	1,794
	<u>7,262</u>	<u>7,225</u>

3. RENT ARREARS

The rents total of £1,783k (£1,539k in 2017/18) includes, in addition to the basic rent element, amounts due in respect of water/sewerage rates, heating charges, household insurance, communal television licences and value added tax on some garage rentals. These individual rent elements cannot be separately identified from the whole.

Analysis of arrears	2019 £000	2018 £000
Rents		
Current tenants	1,630	1,378
Former tenants	153	161
	<u>1,783</u>	<u>1,539</u>
Provision for impairment losses (bad debts)	£000	£000
Opening provision	578	422
Written off in year	(476)	(287)
Increase in provision	543	443
	<u>645</u>	<u>578</u>

NOTES TO THE HOUSING REVENUE ACCOUNT INCOME AND EXPENDITURE STATEMENT

4. NON-CURRENT ASSET ACCOUNTING

Capital Expenditure and Financing

HRA capital expenditure of £27,033k was incurred as follows; £0k - Land, £23,134k - Council Dwellings, £3,899k - Assets Under Construction £0k – equipment, (£29,772k in 2017/18). Financed as follows:-

	Capital Receipts £000	Capital Grants & Contributions £000	Revenue Contributions £000	Borrowing £000	Total £000
Capital financing	834	5,183	14,137	6,879	27,033
	<u>834</u>	<u>5,183</u>	<u>14,137</u>	<u>6,879</u>	<u>27,033</u>

Major Repairs Allowance (MRA)

Included within the capital grants and contributions total (£5,183k) is the 2018/19 MRA allocation figure of £5,065k (£5,065k in 2017/18). The MRA allocation figure is included within the government grants – general line in the Comprehensive Income and Expenditure Statement. This Welsh Government grant was fully used in 2018/19 in financing qualifying capital expenditure.

Capital Receipts

Gross capital receipts of £147k (£355k in 2017/18) were realised by way of the disposal of dwellings, land sales, and shared ownership sales:-

	2019 £000	2018 £000
Council dwellings	61	277
Shared Ownership Sales	86	78
Land sales	0	0
	<u>147</u>	<u>355</u>

Depreciation

Straight line depreciation is provided for on all housing revenue account non-current assets with a finite useful life, other than for non-depreciable land. The charge of £5,308k (£5,162k in 2017/18) is based on the 2018/19 opening net balance sheet valuations (valuation list less cumulative depreciation), with assumed nil residual values.

	2019 £000	2018 £000
Dwellings	5,045	5,056
Garages	20	20
Other Land & buildings	53	0
Plant and equipment	190	86
	<u>5,308</u>	<u>5,162</u>

Impairment Losses and Revenue Expenditure Funded from Capital Under Statute

A HRA impairment adjustment total of £25,264k was accounted for in 2018/19 (£30,155k in 2017/18). No revenue expenditure funded from capital under statute was accounted for in 2018/19 (£0k in 2017/18).

NOTES TO THE HOUSING REVENUE ACCOUNT INCOME AND EXPENDITURE STATEMENT

5. HRA SHARE OF CONTRIBUTIONS TO / FROM PENSIONS RESERVE

The cost of retirement benefits is recognised in the net cost of services when they are earned by employees, rather than when the benefits are eventually paid as pensions. However, the charge required to the HRA is based on the employers' contributions made in year, so the real cost of retirement benefits is reversed out in the movement in reserves statement.

The HRA transactions in the comprehensive income and expenditure statement and the movement in reserves statement during the year are:-

	2019		2018	
	£000	£000	£000	£000
Comprehensive Income and Expenditure Statement				
Service Expenditure Analysis -				
Current service cost	1,382		1,411	
Curtailments/settlements	<u>0</u>		<u>0</u>	
Other Operating Expenditure -		1,382		1,411
Administration expenses	<u>54</u>		<u>53</u>	
Financing and Investment Income and Expenditure		54		53
Net interest expense	<u>481</u>		<u>521</u>	
		<u>481</u>		<u>521</u>
Total HRA Charge		<u>1,917</u>		<u>1,985</u>
Movement in Reserves Statement				
Reversal of net charges made to surplus / deficit on the provision of services for retirement benefits in accordance with IAS 19		(1,917)		(1,985)
Actual amount charged against the HRA balance for pensions in the year:				
Employers' contributions payable to scheme		1,305		1,288

STATEMENT OF ACCOUNTING POLICIES

General Principles

The Statement of Accounts summarises the Council's transactions for the 2018/19 financial year and its position at the year end of 31st March 2019. The Council is required to prepare an annual Statement of Accounts by the Accounts and Audit (Wales) Regulations 2014 which require the accounts to be prepared in accordance with proper accounting practices. These practices primarily comprise the Code of Practice on Local Authority Accounting in the United Kingdom 2018/19 (the Code) supported by International Financial Reporting Standards (IFRS). The accounting convention adopted in the Statement of Accounts is principally historical cost, modified by the revaluation of certain categories of non-current assets and financial instruments.

Accruals of Income and Expenditure

The revenue and capital accounts of the Council are prepared on an accruals basis. Sums are included in the final accounts to cover income or expenditure attributable to the year of account for goods received or work done, but for which payment has not been received/made by 31st March 2019. Where income and expenditure have been recognised but cash has not been received or paid, a debtor or creditor for the relevant amount is recorded in the Balance Sheet. In particular:-

Supplies are recorded as expenditure when they are consumed – where there is a gap between the date supplies are received and their consumption they are carried as inventories on the Balance Sheet.

Borrowing Costs

The Council has elected to adopt the adaptation by the Code in respect of IAS 23 which allows borrowing costs in respect of qualifying assets to be expensed rather than capitalised. Therefore, all borrowing costs are recognised as an expense as they are incurred.

Capital Receipts

Capital receipts arise from the disposal of property assets and the repayment of advances, and are accounted for on an accruals basis; amounts not exceeding £10k from any disposal are treated as revenue income, in accordance with capital regulations. The balance of receipts which has not been used for capital financing purposes is included in the Balance Sheet as usable capital receipts.

Carbon Reduction Commitment Scheme

The Council is required to participate in the Carbon Reduction Commitment (CRC) Energy Efficiency Scheme. The scheme is in its final year.

The Council is required to purchase and surrender allowances retrospectively, on the basis of emissions i.e. carbon dioxide produced as energy is used. As carbon dioxide is emitted (i.e. as energy is used), a liability on the Balance Sheet and an expense within the cost of services line of the Comprehensive Income and Expenditure Statement are recognised. The liability will be discharged by surrendering allowances. The liability is measured at the best estimate of the expenditure required to meet the obligation, normally at the current market price of the number of allowances required to meet the liability at the reporting date.

STATEMENT OF ACCOUNTING POLICIES

Cash and Cash Equivalents

Cash is represented by cash in hand and deposits with financial institutions repayable without penalty on notice of not more than 24 hours. Cash equivalents are highly liquid investments that mature in three months or less from the date of acquisition and that are readily convertible to known amounts of cash with insignificant risk of change in value.

In the Balance Sheet and Cash Flow Statement, cash and cash equivalents are shown net of bank overdrafts that are repayable on demand and form an integral part of the Council's cash management.

Charges to Revenue for Non Current Assets

Service Portfolios are charged with the following amounts to record the cost of holding fixed assets during the year:-

- Depreciation attributable to the assets used by the relevant service.
- Revaluation and impairment losses on assets used by the service where there are no accumulated gains in the Revaluation Reserve against which the losses can be written off.
- Amortisation of intangible fixed assets attributable to the service.
- The Council is not required to raise Council Tax to fund depreciation, revaluation and impairment losses or amortisation. However, it is required to make an annual contribution from revenue towards the reduction in its overall borrowing requirement equal to an amount calculated on a prudent basis determined by the Council in accordance with statutory guidance. Depreciation, revaluation and impairment losses and amortisation are, therefore, replaced by the contribution in the Council Fund Balance – Minimum Revenue Provision (MRP) - by way of an adjusting transaction with the Capital Adjustment Account in the Movement in Reserves Statement for the difference between the two.

The Council's MRP is calculated in accordance with the 2016/17 MRP Policy Statement agreed by Council in February 2016, subsequently amended in June 2016, February 2017 and March 2018, set in accordance with Welsh Government Guidance on MRP. The Council's Policy is to charge minimum revenue provision of:

- 2% of debt outstanding for the Housing Revenue Account.
- 2% of council fund debt outstanding fixed at 31st March 2017, on capital expenditure incurred before 1st April 2008 and capital expenditure funded by supported borrowing between 1st April 2008 and 31st March 2016 using the annuity method.
- Capital expenditure incurred on or after 1st April 2008 funded by prudential borrowing, capital expenditure incurred on or after 1st April 2016 funded by supported borrowing, and all future debt funded capital expenditure will be repaid based on the expected useful life of the asset using the annuity method.

In addition, the Council may pay off or replace loans earlier than originally planned as part of its debt management strategy, dependent upon prevailing market conditions, risk and financial benefit. A breakdown of MRP charged for the year is disclosed in Note 36.

Employee Benefits

Benefits Payable during Employment

Short-term employee benefits are those due to be settled within 12 months of the year-end. They include such benefits as wages and salaries, paid annual leave and paid sick leave for current employees and are recognised as an expense for services in the year in which employees render service to the Council. An accrual is made for the cost of holiday entitlements (or any form of leave, e.g. flexi time, time off in lieu) earned by employees but not taken before the year-end which employees can carry forward into the next financial year.

STATEMENT OF ACCOUNTING POLICIES

The accrual is charged to Surplus or Deficit on the Provision of Services, (but then reversed out through the Movement in Reserves Statement) so that holiday benefits are charged to revenue in the financial year in which the holiday absence occurs.

Termination Benefits

Termination benefits are amounts payable as a result of a decision by the Council to terminate an officer's employment before the normal retirement date or an officer's decision to accept voluntary redundancy. They are charged on an accruals basis when the Council can no longer withdraw the offer of those benefits or when the Council recognises costs for a restructure.

When termination benefits involve the enhancement of pensions, statutory provisions require the Council Fund balance to be charged with the amount payable by the Council to the pension fund or pensioner in the year, not the amount calculated according to the relevant accounting standards. In the Movement in Reserves Statement, appropriations are required to and from the Pensions Reserve to remove the notional debits and credits for pension enhancement termination benefits and replace them with debits for the cash paid to the pension fund and pensioners and any such amounts payable but unpaid at the year-end.

Post Employment Benefits

Employees of the Council are members of two separate pension schemes:-

- The Teachers' Pension Scheme, administered by Capita Teachers' Pensions on behalf of the Department for Education (DfE).
- The Local Government Pension Scheme, Clwyd Pension Fund (administered by Flintshire County Council).

The schemes provide defined benefits to members (retirement lump sums and pensions) earned as employees work for the Council.

However, the arrangements for the teachers' scheme mean that liabilities for these benefits cannot ordinarily be identified specifically to the Council. The scheme is, therefore, accounted for as if it were a defined contribution scheme and no liability for future payments of benefits is recognised in the Balance Sheet. The Education and Youth's Portfolio Service line in the Comprehensive Income and Expenditure Statement is charged with the employer's contributions payable to Teachers' Pensions in the year.

The Local Government Pension Scheme

The Local Government Scheme is accounted for as a defined benefits scheme:-

- The liabilities of the pension fund attributable to the Council are included in the Balance Sheet on an actuarial basis using the projected unit credit actuarial cost method – an assessment of the future payments that will be made in relation to retirement benefits earned to date by employees, based on assumptions about mortality rates, employee turnover rates, etc, and projections of earnings for current employees.
- Liabilities are discounted to their value at current prices, using a discount rate based on the market yields at the reporting date on high quality corporate bonds.
- The assets of Clwyd Pension Fund attributable to the Council are included in the Balance Sheet at their fair value.

STATEMENT OF ACCOUNTING POLICIES

- The change in the net pensions liability is analysed into seven components:
 - Current service cost – the increase in liabilities as a result of years of service earned this year – allocated in the Comprehensive Income and Expenditure Statement to the services for which the employees worked.
 - Past service cost – the increase in liabilities arising from current year decisions whose effect relates to years of service earned in earlier years – debited to the Surplus or Deficit on the Provision of Services in the Comprehensive Income and Expenditure Statement as part of Corporate and Central Finance Service Portfolio.
 - Gains or losses on settlements and curtailments – the result of actions to relieve the Council of liabilities or events that reduce the expected future service or accrual of benefits of employees – debited or credited to the Surplus or Deficit on the Provision of Services in the Comprehensive Income and Expenditure Statement as part of Corporate and Central Finance Service Portfolio.
 - Net Interest on the net defined benefit liability – the net interest expense for the Council, the change during the period that arises from the passage of time – debited to the Financing and Investment Income and Expenditure line in the Comprehensive Income and Expenditure Statement. Calculated as interest on pension liabilities less the interest on assets. The value of liabilities is calculated by discounting the expected future benefit payments for the period between the expected payment date and the date at which they are being valued. Interest on assets is the interest on assets held at the start of the period and cashflows occurring during the period, calculated using the discount rate at the start of the year.
 - Administration expenses – the costs of running the fund attributable to the Council, does not include investment management expenses – debited to Other Operating Expenditure line in the Comprehensive Income and Expenditure Statement.
 - Return on plan assets – excluding amounts included in net interest on the net defined benefit liability – charged to the Pensions Reserve.
 - Actuarial gains and losses – changes in the net pensions liability that arise because events have not coincided with assumptions made at the last actuarial valuation or because the actuaries have updated their assumptions – charged to the Pensions Reserve.
 - Contributions paid to the Clwyd Pension Fund – cash paid as employer's contributions to the pension fund in settlement of liabilities; not accounted for as an expense.

In relation to retirement benefits, statutory provisions require the Council Fund / HRA balance to be charged with the amount payable by the Council to the pension fund or directly to pensioners in the year, not the amount calculated according to the relevant accounting standards.

In the Movement in Reserves Statement, this means that there are appropriations to and from the Pensions Reserve to remove the notional debits and credits for retirement benefits and replace them with debits for the cash paid to the pension fund and pensioners and any such amounts payable but unpaid at the year-end. The negative balance that arises on the Pensions Reserve thereby measures the beneficial impact to the Council Fund / HRA of being required to account for retirement benefits on the basis of cash flows rather than as benefits are earned by employees.

Discretionary Benefits

The Council also has restricted powers to make discretionary awards of retirement benefits in the event of early retirements. Any liabilities estimated to arise as a result of an award to any member of staff (including teachers) are accrued in the year of the decision to make the award and accounted for using the same policies as are applied to the Local Government Pension Scheme.

STATEMENT OF ACCOUNTING POLICIES

Events After the Reporting Period

Events after the Balance Sheet date are those events, both favourable and unfavourable, that occur between the end of the reporting period and the date when the Statement of Accounts is authorised for issue. Two types of events can be identified:-

- Those that provide evidence of conditions that existed at the end of the reporting period – the Statement of Accounts is adjusted to reflect such events.
- Those that are indicative of conditions that arose after the reporting period – the Statement of Accounts is not adjusted to reflect such events, but where a category of events would have a material effect, disclosure is made in the notes of the nature of the events and their estimated financial effect.

Fair Value Measurement

The Council measures some of its non-financial assets such as surplus assets and investment properties and some financial instruments at fair value at each reporting date. Fair value is the price that would be received to sell an asset or paid to transfer a liability in an orderly transaction between market participants at the measurement date. Assuming that:

- Transactions take place in the principal market, or the most advantageous market
- Prices are set by market participants acting in their best economic interest
- Non-financial assets will be used in their highest and best use by both buyer and seller

The Council uses valuation techniques that are appropriate in the circumstances and for which sufficient data is available, maximising the use of relevant observable inputs and minimising the use of unobservable inputs.

Inputs to the valuation techniques in respect of assets and liabilities for which the fair value is measured or disclosed in the Council's financial statements are categorized within the fair value hierarchy, as follows:-

- Level 1 inputs – quoted prices (unadjusted) in active markets for identical assets or liabilities that the Council can access at the measurement date.
- Level 2 inputs – inputs other than quoted prices included within Level 1 that are observable for the asset or liability, either directly or indirectly.
- Level 3 inputs – unobservable inputs for the asset or liability.

Financial Instruments

A financial instrument is a contract that gives rise to a financial asset of one entity and a financial liability or equity instrument of another entity. Non-exchange transactions, such as those relating to taxes, benefits and government grants, do not give rise to financial instruments.

Financial Liabilities

A financial liability is an obligation to transfer economic benefits controlled by the Council and can be represented by a contractual obligation to deliver cash or financial assets with another entity that is potentially unfavourable to the Council.

STATEMENT OF ACCOUNTING POLICIES

Financial liabilities are recognised on the Balance Sheet when the Council becomes a party to the contractual provisions of a financial instrument and are initially measured at fair value and carried at their amortised cost. Annual charges to the Financing and Investment Income and Expenditure line in the Comprehensive Income and Expenditure Statement, for interest payable, are based on the carrying amount of the liability, multiplied by the effective rate of interest for the instrument. This means that the amount presented in the Balance Sheet is the outstanding principal repayable (plus accrued interest) and interest charged to the Comprehensive Income and Expenditure Statement is the amount payable for the year in the loan agreement.

Gains and losses on the repurchase or early settlement of borrowing are credited and debited to the Financing and Investment Income and Expenditure line in the Comprehensive Income and Expenditure Statement in the year of repurchase/settlement. However, where repurchase has taken place as part of restructuring of the loan portfolio that involves the modification or exchange of existing instruments, the premium or discount is respectively deducted or added to the amortised cost of the new or modified loan and the write down to the Comprehensive Income and Expenditure Statement is spread over the life of the loan by an adjustment to the effective interest rate.

When premiums and discounts have been charged to the Comprehensive Income and Expenditure Statement regulations allow the impact on the Council Fund Balance to be spread over future years. The Council has a policy of spreading the gain or loss over the term that was remaining on the loan against which the premium was payable or the discount receivable when it was repaid. The reconciliation of amounts charged to the Comprehensive Income and Expenditure Statement to the net charge required against the Council Fund Balance is managed by a transfer to or from the Financial Instruments Adjustment Account in the Movement in Reserves Statement.

Financial Assets

A financial asset is a right to future economic benefits controlled by the Council that is represented by cash or other instruments or a contractual obligation to receive cash or another financial asset.

Financial assets are categorised based on a classification and measurement approach that reflects the Council's business model for holding the financial assets and their cashflow characteristics. There are three main classes of financial assets measured at:

- amortised cost
- fair value through profit or loss (FVPL), and
- fair value through other comprehensive income (FVOCI)

The Council's business model is to hold investments to collect contractual cash flows. Financial assets are therefore classified as amortised cost.

Financial Assets Measured at Amortised Cost

Financial assets measured at amortised cost are recognised on the Balance Sheet when the Council becomes a party to the contractual provisions of a financial instrument and are initially measured at fair value. They are subsequently measured at their amortised cost. Annual credits to the Financing and Investment Income and Expenditure line in the Comprehensive Income and Expenditure Statement (CIES) for interest receivable are based on the carrying amount of the asset multiplied by the effective rate of interest for the instrument. For most of the financial assets held by the Council, this means that the amount presented in the Balance Sheet is the outstanding principal receivable (plus accrued interest) and interest credited to the CIES is the amount receivable for the year in the loan agreement.

STATEMENT OF ACCOUNTING POLICIES

The Council has granted loans to a wholly owned subsidiary, North East Wales Homes (NEW Homes) at less than market rates (soft loans). When soft loans are made to subsidiaries, the difference is recorded as an additional Long Term Investment in the Council's single entity Balance Sheet for the present value of the interest that will be foregone over the life of the instrument, resulting in a lower amortised cost than the outstanding principal. Interest is credited to the Financing and Investment Income and Expenditure line in the CIES at a higher effective rate of interest than the rate receivable from NEW Homes, with the difference serving to increase the amortised cost of the loan in the Council's single entity Balance Sheet. Statutory provisions require the impact of soft loans on the Council Fund Balance be the interest receivable for the financial year. The reconciliation of amounts credited to the CIES (at the higher effective interest rate) to the contractual rate of interest receivable required against the Council Fund Balance is managed by a transfer through the Capital Adjustment Account in the Movement in Reserves Statement.

Any gains or losses that arise on derecognition of the asset are credited or debited to the Financing and Investment Income and Expenditure line in the Comprehensive Income and Expenditure Statement.

Financial assets held at amortised cost are shown net of a loss allowance reflecting the statistical likelihood that the borrower or debtor will be unable to meet their contractual commitments to the Council.

Impairment losses are calculated to reflect the expectation that the future cash flows might not take place because the borrower could default on their obligations. The Council applies the expected credit losses model on all of its financial assets held at amortised cost. The expected credit loss model also applies to lease receivables. The Council's financial assets have shared risk characteristics. The basis for the collective assessment of expected credit losses for the portfolio of financial assets is based on a matrix that uses historical default data for the portfolio, adjusted with relevant local information to adjust loss rates and any further intelligence for specific classes of financial asset where credit risk could increase. The loss allowance is calculated as a cumulative product of this matrix.

Government Grants and Contributions

Whether paid on account, by instalments or in arrears, government grants and third party contributions and donations are recognised as due to the Council when there is reasonable assurance that:-

- The Council will comply with the conditions attached to the payments; and
- The grants or contributions will be received.

Amounts recognised as due to the Council are not credited to the Comprehensive Income and Expenditure Statement until conditions attached to the grant or contribution have been satisfied. Conditions are stipulations that specify that the future economic benefits or service potential realised using the grant or contribution are required to be consumed by the recipient as specified or must be returned to the transferor.

Monies advanced as grants and contributions for which conditions have not been satisfied are carried in the Balance Sheet as creditors (Grants Receipts in Advance).

When conditions are satisfied, the grant or contribution is credited to the relevant service line (attributable revenue grants and contributions) or Taxation and Non-Specific Grant Income (non-ringfenced revenue grants and all capital grants) in the Comprehensive Income and Expenditure Statement.

Where capital grants are credited to the Comprehensive Income and Expenditure Statement, they are reversed out of the Council Fund Balance in the Movement in Reserves Statement. Where the grant has yet to be used to finance capital expenditure, it is posted to the Capital Grants Unapplied reserve. Where it has been applied, it is posted to the Capital Adjustment Account. Amounts in the Capital Grants Unapplied reserve are transferred to the Capital Adjustment Account once they have been applied to fund capital expenditure.

STATEMENT OF ACCOUNTING POLICIES

Heritage Assets

Heritage assets are those assets that the Council intends to preserve in trust for future generations because of their cultural, environmental or historical associations. The Council's heritage assets include historical buildings, its archive (record office) collections, and museum collections.

Historical Buildings

The Council's historical buildings are located primarily in the Greenfield Valley Heritage Park. Historical buildings are classified as operational or non-operational.

Operational

If in addition to being held for their heritage characteristics, they are used for other activities or to provide other services; they are valued in the same way as other buildings of that general asset type, and accounted for as operational assets.

Non-Operational

If held for their heritage characteristics only; they are valued in accordance with FRS 30 (Heritage Assets). Consideration has been given to the categorisation and valuation of these assets on the basis of their existing and any potential alternative use. The majority of these do not command a market value and given their nature such value cannot be made on replacement cost basis; as such, historical cost measurement is considered appropriate where records are held. In accounting for these assets, it is recognised that the acquisition of the majority of them pre-date the existence of the current administrative authority (i.e. pre 1996 Local Government Re-organisation), and thereby prevents the collection of accurate/total historical cost information for accounting purposes.

Collections:-

County Archives

The archives, ranging from a single piece of paper to thousands of documents, are held under a variety of terms, the most common ones being deposit (long-term loan), gift or purchase.

The majority of archives are held on deposit. No attempt has been made to assign a cash or insurance value to this irreplaceable historical and cultural heritage, although in cases where the archives have been purchased, records of their saleroom value at the time may exist. Obtaining a valuation of all the owned assets would be a lengthy, resource intensive and costly exercise, and any market value placed on these assets would not be a true reflection of the value of the assets to the County's heritage; the assets, if lost, could not be replaced or reconstructed. Consequently, the Council does not recognise these assets on the Balance Sheet.

A small number of items are artefacts rather than documentary material which forms the large majority of the holdings, and as such are exceptions. The Council considers it appropriate to insure the artefacts even though it does not own them; their historical insurance value is £174,415 and is not considered material for reporting/disclosure purposes.

County Museum

The County's museum collection consists of about 6,800 items or groups of items. Of these approximately 260 are displayed at Mold Museum, 200 at Buckley Museum and a group of about 580 items are on loan to Greenfield Valley Trust. The remainder are held in an off-site store. The majority of the collection items have been donated. The vast majority of the collection cannot be valued because of its diverse and unique nature. Conventional valuation approaches lack sufficient reliability and the cost of obtaining the valuations for these items would be disproportionate in terms of the benefit derived. As with the County Archives collection, the Council does not recognise these assets on the Balance Sheet.

STATEMENT OF ACCOUNTING POLICIES

Intangible Assets

Intangible assets are non-monetary assets without physical substance. Expenditure on intangible assets is capitalised only where it is expected that future economic benefits will flow to, or service potential be provided to, the Council and where the cost of the asset can be measured reliably.

Development expenditure, or purchased software licences may meet the definition of intangible assets when access to the future economic benefits that they represent is controlled by the Council, either through custody or legal protection; a de minimis expenditure level of £20k below which the requirements of capital accounting will not be applied is in place.

Intangible assets are carried at amortised cost. The depreciable amount of an intangible asset is amortised over its useful life to the relevant service line(s) in the Comprehensive Income and Expenditure Statement. Amortisation commences the first full year following acquisition / addition.

The most common useful lives used in respect of amortisation are:-

	Years
Software licences	5
Development expenditure	7

Where expenditure on intangible assets qualifies as capital expenditure for statutory purposes, amortisation charges are not permitted to have an impact on the Council Fund Balance, and are therefore reversed out of the Council Fund Balance in the Movement in Reserves Statement and posted to the Capital Adjustment Account.

Interest Charges

External interest payable is charged to the Comprehensive Income and Expenditure Statement together with the amortisation of gains and losses on the repurchase or early settlement of borrowing carried forward in the Balance Sheet.

Inventory

Inventories are included in the Balance Sheet at the lower of cost or net realisable value. The cost of each type of inventory is measured in a different way; the measurements used in respect of the Council's main inventories are:-

- Alltami Depot (grounds & vehicle maintenance and rock salt) Weighted average
- Alltami Depot (fleet fuel) FIFO (first in first out)

All other stock is measured at cost.

Investments

Investments are shown in the balance sheet at fair value (market value) for each class of financial instrument.

Short term deposits and investments are included in the cash and cash equivalents rather than short term investments if they mature within 3 months of the acquisition date, under IAS 7.

STATEMENT OF ACCOUNTING POLICIES

Investment Property

Investment properties are those that are used solely to earn rentals and/or for capital appreciation. The definition is not met if the property is used in any way to facilitate the delivery of services or production of goods or is held for sale.

Investment properties are measured initially at cost and subsequently at fair value, being the price that would be received to sell such an asset in an orderly transaction between market participants at the measurement date. As a non-financial asset investment properties are measured at highest and best use.

Properties are not depreciated but are revalued annually reflecting market conditions at the year-end. Gains and losses on revaluation are posted to the Financing and Investment Income and Expenditure line in the Comprehensive Income and Expenditure Statement. The same treatment is applied to gains and losses on disposal.

However, revaluation and disposal gains and losses are not permitted by statutory arrangements to have an impact on the Council Fund Balance. The gains and losses are, therefore, reversed out of the Council Fund Balance in the Movement in Reserves Statement and posted to the Capital Adjustment Account (and for any sale proceeds greater than £10k, the Capital Receipts Reserve).

Rentals received in relation to investment properties are credited to the Financing and Investment Income line and result in a gain for the Council Fund Balance.

Joint Committees

The Council recognises on the Balance Sheet the assets that it controls and the liabilities that it incurs from the activity of any service delivered in conjunction with other parties, and reflects within the Comprehensive Income and Expenditure Statement the expenditure it incurs, and the share of income it earns from such.

Leases

Finance Leases

For a lease to be classified as a finance lease substantially all risks and rewards of ownership need to be borne by the Council. There are five examples of situations that individually or in combination would normally lead to a lease being classified as a finance lease. These are:

- The lease transfers ownership of the asset to the lessee by the end of the lease term.
- The lessee has the option to purchase the asset at a price that is expected to be sufficiently lower than the fair value so as to make it reasonably certain the option will be exercised.
- The lease term is for the major part of the economic life of the asset.
- The present value of the minimum lease payments amounts to at least substantially all of the fair value of the leased asset (the Council have determined 'substantially all' to equate to 90% as advised by their independent lease consultants); and
- The leased assets are of such a specialised nature that only the lessee can use them without major modifications.

Where substantially all risks and rewards of ownership of a leased asset are borne by the Council, the asset is recorded as property, plant and equipment and a corresponding liability is recognised.

STATEMENT OF ACCOUNTING POLICIES

The value at which both are recognised is the lower of the fair value of the asset or the present value of the minimum lease payments, discounted using the interest rate implicit in the lease. The implicit interest rate is that which produces a constant periodic rate of interest on the outstanding liability.

The property, plant and equipment acquired under finance leases are depreciated over the life of the asset as per the depreciation accounting policy. The asset and liability are recognised at the inception of the lease, and are de-recognised when the liability is discharged, cancelled or expires.

The annual rental is split between the repayment of the liability and a finance cost. The annual finance cost is calculated by applying the implicit interest rate to the outstanding liability.

Operating Leases

Leases that do not meet the definition of finance leases are accounted for as operating leases. Operating lease rentals are charged to revenue accounts, on an accruals basis, on a straight-line basis over the term of the lease.

Property leases are classified and accounted for as separate leases of land and buildings.

Prior Period Adjustments, Changes in Accounting Policies and Estimates and Errors

Prior period adjustments may arise as a result of a change in accounting policies or to correct a material error. Changes in accounting estimates are accounted for prospectively, i.e. in the current and future years affected by the change and do not give rise to a prior period adjustment.

Changes in accounting policies are only made when required by proper accounting practices or the change provides more reliable or relevant information about the effect of transactions, other events and conditions on the Council's financial position or financial performance. Where a change is made, it is applied retrospectively (unless stated otherwise) by adjusting opening balances and comparative amounts for the prior period as if the new policy had always been applied.

Material errors discovered in prior period figures are corrected retrospectively by amending opening balances and comparative amounts for the prior period.

Property, Plant and Equipment

Assets that have physical substance and are held for use in the production or supply of goods or services, for rental to others, or for administrative purposes and that are expected to be used during more than one financial year are classified as Property, Plant and Equipment.

Recognition

Expenditure on the acquisition, creation or enhancement of Property, Plant and Equipment that is deemed to enhance the value of an asset is initially capitalised on an accruals basis, provided that it is probable that the future economic benefits or service potential associated with the item will flow to the Council and the cost of the item can be measured reliably. Such assets are subsequently revalued in-year and impaired or revalued as appropriate to ensure they are held at the correct carrying value.

Expenditure that maintains but does not add to an asset's potential to deliver future economic benefits or service potential (i.e. repairs and maintenance) is charged as an expense when it is incurred. A de minimis expenditure level of £20k below which the requirements of capital accounting will not be applied is in place.

STATEMENT OF ACCOUNTING POLICIES

Measurement

Assets are initially measured at cost, comprising:-

- The purchase price
- Any costs attributable to bringing the asset to the location and condition necessary for it to be capable of operating in the manner intended by management.
- The initial estimate of the costs of dismantling and removing the item and restoring the site on which it is located.

Assets are then carried in the Balance Sheet using the following measurement bases:-

- Council dwellings – current value, determined using the existing use value for social housing (EUV – SH).
- Infrastructure assets – depreciated historical cost.
- Vehicles, plant, furniture and equipment – depreciated historical cost.
- All other operational assets – current value, determined as the amount that would be paid for the asset in its existing use (existing use value – EUV).
- Community assets – historical cost and not depreciated.
- Surplus assets – current value measurement is based on fair value, estimated at highest and best use from a market participant's perspective
- Assets under construction – historical cost.

Where there is no market-based evidence of current value because of the specialist nature of an asset, depreciated replacement cost (DRC) is used as an estimate of current value.

Where non-property assets have short useful lives or low values (or both), depreciated historical cost basis is used as a proxy for current value.

Revaluation

Assets included in the Balance Sheet at current value are revalued sufficiently regularly to ensure that their carrying amount is not materially different from their current value at the year-end, but as a minimum every five years. The Council meets this requirement by revaluing a proportion of the total asset portfolio as at 1st April each year; in 2018/19 approximately 25% of operational non-dwelling assets were revalued. Valuations are undertaken in accordance with the Royal Institution of Chartered Surveyors (RICS) Valuation – Professional Standards Global and UK Edition (January 2014). Valuations are carried out by the Council's in-house RICS valuers wherever possible, but in some cases external valuers are used.

The valuation methodology used for the HRA Housing Stock is the Beacon Approach, an adjusted vacant possession value technique based on the value of the property assuming vacant possession, with an adjustment factor to reflect continued occupation by a secured tenant. This methodology - the most widely adopted amongst local authorities in Wales - is the methodology that is most likely to produce consistent valuations of similar HRA properties in different local authorities. The current value of council dwellings is measured using existing use value–social housing (EUV–SH) as defined by RICS Valuation Standards, being the estimated amount for which a property should exchange (on the date of valuation) between a willing buyer and a willing seller, in an arm's-length transaction.

Increases in valuations are matched by credits to the Revaluation Reserve to recognise unrealised gains. Exceptionally, gains might be credited to the Comprehensive Income and Expenditure Statement where they arise from the reversal of a loss previously charged to a service.

STATEMENT OF ACCOUNTING POLICIES

Where decreases in value are identified, they are accounted for as follows:

- Where there is a balance of revaluation gains for the asset in the Revaluation Reserve, the carrying amount of the asset is written down against that balance (up to the amount of the accumulated gains).
- Where there is no balance in the Revaluation Reserve or an insufficient balance, the carrying amount of the asset is written down against the relevant service line(s) in the Comprehensive Income and Expenditure Statement.

The Revaluation Reserve contains revaluation gains recognised since 1 April 2007 only, the date of its formal implementation. Gains arising before that date have been consolidated into the Capital Adjustment Account.

Impairment

Assets are reviewed for impairment at the end of each reporting period to ensure that they are not carried at a value higher than their recoverable amount. Examples of impairment include a significant reduction in a specific assets value and evidence of physical damage (e.g. fire damage).

Assets are assessed at each year-end as to whether there is any indication that an asset may be impaired. Where indications exist and any possible differences are estimated to be material, the recoverable amount of the asset is estimated and, where this is less than the carrying amount of the asset, an impairment loss is recognised for the shortfall. Where impairment losses are identified, they are accounted for as follows:-

- Where there is a balance of revaluation gains for the asset in the Revaluation Reserve, the carrying amount of the asset is written down against that balance (up to the amount of any accumulated gains).
- Where there is no balance in the Revaluation Reserve or an insufficient balance, the carrying amount of the asset is written down against the relevant service line(s) in the Comprehensive Income and Expenditure Statement.

Where an impairment loss is subsequently reversed, the reversal is credited to the relevant service line(s) in the Comprehensive Income and Expenditure Statement, up to the amount of the original loss, adjusted for depreciation that would have been charged if the loss had not been recognised.

Depreciation

Depreciation is provided for on all Property, Plant and Equipment assets with a finite useful life. An exception is made for assets without a determinable finite useful life and assets that are not yet available for use (i.e. assets under construction). Depreciation on new assets is charged from the first full year following addition in the case of all assets other than those acquired under finance leases, for which provision is made from the year of addition.

Depreciation is calculated on a straight line basis, assuming nil residual values for all property plant and equipment, with the most common useful lives being:-

	Years
Buildings	50
Vehicles, plant, furniture and equipment	3-10
Infrastructure assets	40

Council Dwellings are depreciated by a sum equivalent to the Major Repairs Allowance (MRA).

Assets capitalised under finance leases are depreciated over the life assigned to the asset by either the contract in place or, in the absence of this information being available, the Council's independent lease consultants as a result of their review of the lease.

Assets under Construction are not depreciated until the asset is available for use.

STATEMENT OF ACCOUNTING POLICIES

Componentisation

Where an item of Property, Plant and Equipment asset has major components whose cost is significant in relation to the total cost of the item and whose estimated useful life is significantly different from the useful life of the main asset, the components are depreciated separately.

A de minimis materiality level of £2.5m for the asset value has been set, below which individual items of property, plant and equipment will not be considered for componentisation; significant components will be deemed as those whose current value is 20% or more of the total current value of the asset.

Revaluation gains are also depreciated, with an amount equal to the difference between current value depreciation charged on assets and the depreciation that would have been chargeable based on their historical cost being transferred each year from the Revaluation Reserve to the Capital Adjustment Account.

Derecognition of Property, Plant and Equipment

An item of Property, Plant or Equipment is derecognised by disposal or when no future economic benefit or service potential is expected from its use.

Disposals and Non-Current Assets Held for Sale

When it becomes probable that the carrying amount of an asset will be recovered principally through a sale transaction rather than through its continuing use, it is reclassified as an Asset Held for Sale once all of the following criteria are met:

- The asset must be available for immediate sale in its present condition subject to terms that are usual and customary for sales of such assets.
- The sale must be highly probable; the appropriate level of management must be committed to a plan to sell the asset and an active programme to locate a buyer and complete the plan must have been initiated.
- The asset (or disposal group) must be actively marketed for a sale at a price that is reasonable in relation to its current fair value.

The sale should be expected to qualify for recognition as a completed sale within one year of the date of classification and action required to complete the plan should indicate that it is unlikely that significant changes to the plan will be made or that the plan will be withdrawn.

The asset is revalued immediately before reclassification and then carried at the lower of this amount and fair value less costs to sell. Where there is a subsequent decrease to fair value less costs to sell, the loss is posted to the Other Operating Expenditure line in the Comprehensive Income and Expenditure Statement. Gains in fair value are recognised only up to the amount of any previously recognised losses in the Surplus or Deficit on Provision of Services. Depreciation is not charged on Assets Held for Sale.

If assets no longer meet the criteria to be classified as Assets Held for Sale, they are reclassified back to non-current assets and valued at the lower of their carrying amount before they were classified as held for sale (adjusted for depreciation, amortisation or revaluations that would have been recognised had they not been classified as Held for Sale) and their recoverable amount at the date of the decision not to sell.

Assets that are to be abandoned or scrapped are not reclassified as Assets Held for Sale.

STATEMENT OF ACCOUNTING POLICIES

When an asset is disposed of or decommissioned, the carrying amount of the asset in the Balance Sheet (whether Property, Plant and Equipment or Assets Held for Sale) is written off to the Other Operating Expenditure line in the Comprehensive Income and Expenditure Statement as part of the gain or loss on disposal. Receipts from disposals are credited to the same line in the Comprehensive Income and Expenditure Statement also as part of the gain or loss on disposal (i.e. netted off against the carrying value of the asset at the time of disposal). Any revaluation gains accumulated for the asset in the Revaluation Reserve are transferred to the Capital Adjustment Account.

Amounts received for a disposal in excess of £10k are categorised as Capital Receipts. The balance of receipts is required to be credited to the Capital Receipts Reserve, and can then only be used for new capital investment or set aside to reduce the Council's underlying need to borrow (the capital financing requirement). Receipts are appropriated to the Reserve from the Council Fund Balance in the Movement in Reserves Statement.

The written-off value of disposals is not a charge against council tax or rents, as the cost of non-current assets is fully provided for under separate capital financing arrangements. Amounts are appropriated to the Capital Adjustment Accounts from the Council Fund Balance in the Movement in Reserves Statement.

Provisions, Contingent Liabilities and Contingent Assets

Provisions

Provisions are made where an event has taken place that gives the Council a legal or constructive obligation that probably requires settlement by a transfer of economic benefits or service potential, and a reliable estimate can be made of the amount of obligation.

Provisions are charged as an expense to the appropriate service line in the Comprehensive Income and Expenditure Statement in the year that the Council becomes aware of the obligation, and are measured at the best estimate at the Balance Sheet date of the expenditure required to settle the obligation, taking into account relevant risks and uncertainties.

When payments are eventually made, they are charged to the provision carried in the Balance Sheet. Estimated settlements are reviewed at the end of each financial year – where it becomes less than probable that a transfer of economic benefits will now be required (or a lower settlement than anticipated is made), the provision is reversed and credited back to the relevant service.

Where some or all of the payment required to settle a provision is expected to be recovered from another party (e.g. from an insurance claim), this is only recognised as income for the relevant service if it is virtually certain that reimbursement will be received if the Council settles the obligation.

Contingent Liabilities

A contingent liability arises where an event has taken place that gives the Council a possible obligation whose existence will only be confirmed by the occurrence or otherwise of uncertain future events not wholly within the control of the Council.

Contingent liabilities also arise in circumstances where a provision would otherwise be made but either it is not probable that an outflow of resources will be required or the amount of the obligation cannot be measured reliably. Contingent liabilities are not recognised in the Balance Sheet but disclosed in a note to the accounts.

Contingent Assets

A contingent asset arises where an event has taken place that gives the Council a possible asset whose existence will only be confirmed by the occurrence or otherwise of uncertain future events not wholly within the control of the Council.

STATEMENT OF ACCOUNTING POLICIES

Contingent assets are not recognised in the Balance Sheet but disclosed in a note to the accounts where it is probable that there will be an inflow of economic benefits or service potential.

Schools

All of the Council's maintained schools are considered to be entities controlled by the Council. In line with the requirements of the code the Council accounts for its maintained schools within its single entity financial statements. This includes school income, expenditure, assets, liabilities, reserves and cash flows.

Non-current Assets - Schools

Non-current assets of Community schools are owned by the Council and are included in the Balance Sheet.

Voluntary Aided and Voluntary Controlled school buildings are owned by religious bodies and therefore are not recognised on the Balance Sheet. Any land and/or playing fields that are owned by the Council at Voluntary Aided / Controlled schools is included on the Balance Sheet. The Council's single Foundation school is owned by the governors of the school and is therefore included in the Balance Sheet.

Subsidiaries

The Council wholly owns three companies called, North East Wales Homes and Property Management (NEW Homes), Newydd Catering & Cleaning Ltd, and Theatr Clwyd Productions Ltd.

As the Council controls these entities the Code requires that their accounts are consolidated into the Council's group accounts. In the Council's single entity accounts, the interests in subsidiaries is recorded at cost.

Reserves

Amounts set aside for purposes falling outside the definition of provisions are considered as reserves. They represent either a planned set-aside of cash to resource unforeseen expenditure demands in the short term, resources to assist cash flow management or accumulated resources which have not been spent or earmarked at the end of the accounting period. Transfers to and from Reserves are shown as appropriations in the Movement In Reserves Statement.

Revenue Expenditure Funded from Capital Under Statute (REFCUS)

Expenditure incurred during the year that may be capitalised under statutory provisions but that does not result in the creation of a non current asset has been charged as expenditure to the relevant service in the Comprehensive Income and Expenditure Statement in the year.

Where the Council has determined to meet the cost of this expenditure from existing capital resources or by borrowing, a transfer in the Movement in Reserves Statement from the Council Fund Balance to the Capital Adjustment Account then reverses out the amounts charged so that there is no impact on the levels of council tax or rent.

Examples of REFCUS expenditure are Disabled Facilities grants, grants to businesses and private property enhancement schemes.

Value Added Tax

VAT payable is included as an expense only to the extent that it is not recoverable from Her Majesty's Revenue and Customs. VAT receivable is excluded from income.

GROUP ACCOUNTS

The Code requires that a local authority with material interests in subsidiaries, associates and joint ventures should prepare Group Accounts in addition to its single entity accounts.

A subsidiary is an entity including an unincorporated entity such as a partnership that is controlled by another entity (the Council), known as the parent.

For Group Accounts purposes the Council has consolidated the accounts of three wholly owned subsidiaries of the Council;

- North East Wales Homes Limited (NEW Homes),
- Newydd Catering & Cleaning Ltd, and;
- Theatr Clwyd Productions Ltd

The Council's other collaborative working arrangements have been reviewed against the requirements of the Code, and it has been determined that none of these arrangements require inclusion in Group Accounts.

The Group Accounts include:

- Group Movement in Reserves Statement
- Group Comprehensive Income and Expenditure Statement
- Group Balance Sheet
- Group Cash Flow Statement

NEW Homes

NEW Homes was established on 3rd April 2014 to own, lease and manage properties with the aim of increasing the quantity and quality of affordable housing across the county, whilst providing a professional service to landlords and tenants.

NEW Homes is a company limited by shares, wholly owned by the Council (1 at £1 par value), established under section 95 of the Local Government Act 2003. The Council has a high level of control over NEW Homes as the single shareholder approving:

- the issue of share capital
- the distribution of trading surplus
- annual business plan
- any asset disposals
- any borrowing against assets
- appointment of directors to the board

Further information on NEW Homes is available on its website www.northeastwaleshomes.co.uk,

NEW Homes currently owns and manages 102 units across Flintshire. These are made up of a combination of newly built properties developed through the Council's Strategic Housing And Regeneration Programme (SHARP) and properties negotiated with developers through Section 106 agreements. 40 properties have been donated by private developers for £1 each under section 106 agreements to provide affordable housing. These agreements between developers and local planning authorities are negotiated as part of a condition of planning consent and enable local authorities to negotiate contributions towards a range of infrastructure and services, including affordable housing. The total value of these properties in the NEW Homes Balance Sheet is £5,985k. The remaining 62 properties are new build affordable homes for rent in Flint. The total value of these properties in the NEW Homes Balance Sheet is £7,619k.

GROUP ACCOUNTS

The Council and NEW Homes enter into a nomination rights agreement in respect of each property, which entitles the Council to select every tenant, and uses this to house people on the Flintshire affordable housing register.

NEW Homes Board approved a revised Development Strategy in March 2019 which proposes to expand the company over the next three years. This will bring the total number of properties managed by NEW Homes to 309 by 2021/22.

Newydd Catering & Cleaning Ltd

Newydd Catering & Cleaning Ltd a new Local Authority Trading Company incorporated on 28th February 2017 as a Company limited by shares with the Council owning all of the shares, 100 at £1 par value. The Catering and Cleaning service has been created with the objective to be more responsive to the demands of the market and be free to attract new customers outside of the Council.

The Council has a high level of control over Newydd as the single shareholder approving;

- any strategic objectives and decisions
- any transfer or transmission of shares in the Company
- the retention or distribution of any financial surplus
- the issue by the Company of any shares in the capital of the Company, and the rights and/or restrictions of any shares.
- any borrowing against assets

Further information on Newydd Ltd is available on its website www.newydd.wales

Theatr Clwyd Productions Ltd

Theatr Clwyd Productions was incorporated on 22nd Dec 2015 as a Company limited by shares with the Council owning all of the shares, 1 at £1 par value. The company was established for the theatre to produce its own productions operating under the advantages available to Theatrical Production Companies.

The Council has a high level of control over Theatr Clwyd Productions as the single shareholder approving;

- the Business Plan and any decision that the Company should undertake on any business other than in accordance with the Business Plan.
- any changes to the memorandum and/or articles of association
- the issue of any shares
- any borrowing (unsecured or secured by a legal charge against land or buildings owned by the company)

Accounting Policies

The accounting policies for the Group follow those adopted by Flintshire County Council in the single entity statements, as detailed on pages 69 to 84. Where the subsidiaries accounting policies are different, adjustments have been made on consolidation to align any differences in accounting treatment.

GROUP MOVEMENT IN RESERVES STATEMENT

for the year ended 31st March 2019

	Council Fund Reserves £000	Other Useable Reserves £000	Total Usable Reserves £000	Unusable Reserves £000	Total Reserves of the Authority £000	Subsidiary Reserves £000	Total Group Reserves £000
At 31st March 2018	28,575	20,837	49,412	65,606	115,016	2,037	117,053
Total comprehensive income and expenditure	(19,271)	(14,125)	(33,396)	(29,585)	(62,981)	6,884	(56,097)
Adjustments between group accounts and authority accounts	6,957	472	7,429	0	7,429	(6,559)	870
Net increase/(decrease) before transfers	(12,314)	(13,653)	(25,967)	(29,585)	(55,552)	325	(55,227)
Adjustments between accounting and funding basis under regulations	11,073	18,117	29,190	(29,190)	0	0	0
Increase/(decrease) in year	(1,241)	4,464	3,223	(58,775)	(55,552)	325	(55,227)
At 31st March 2019	27,334	25,301	52,635	6,831	59,464	2,362	61,826

GROUP MOVEMENT IN RESERVES STATEMENT

for the year ended 31st March 2018

	Council Fund Reserves £000	Other Useable Reserves £000	Total Usable Reserves £000	Unusable Reserves £000	Total Reserves of the Authority £000	Subsidiary Reserves £000	Total Group Reserves £000
At 31st March 2017	31,478	16,325	47,803	(4,283)	43,518	3,586	47,104
Total comprehensive income and expenditure	1,355	(21,143)	(19,788)	97,243	77,455	(4,587)	72,867
Adjustments between group accounts and authority accounts	(5,957)	0	(5,957)	0	(5,957)	3,038	(2,919)
Net increase/(decrease) before transfers	(4,602)	(21,143)	(25,745)	97,243	71,498	(1,549)	69,948
Adjustments between accounting and funding basis under regulations	1,697	25,655	27,352	(27,352)	0	0	0
Increase/(decrease) in year	(2,905)	4,512	1,607	69,889	71,498	(1,549)	69,949
At 31st March 2018	28,573	20,837	49,410	65,606	115,014	2,037	117,051

GROUP COMPREHENSIVE INCOME AND EXPENDITURE STATEMENT

for the year ended 31st March 2019

	2019		Net Expenditure	Restated 2018		Net Expenditure
	Gross Expenditure	Gross Income		Gross Expenditure	Gross Income	
Service Expenditure Analysis	£000	£000	£000	£000	£000	£000
Chief Executive's	2,707	(147)	2,559	3,014	(121)	2,893
Education & Youth	127,529	(27,514)	100,015	131,555	(29,203)	102,352
Governance	11,871	(2,146)	9,725	12,731	(2,480)	10,251
Housing & Assets	60,394	(41,429)	18,965	58,011	(44,249)	13,762
People & Resources	4,757	(365)	4,392	5,033	(384)	4,649
Planning, Environment & Economy	10,858	(4,790)	6,068	11,538	(4,658)	6,880
Social Services	90,093	(21,064)	69,029	84,301	(20,822)	63,479
Strategic Programmes	10,842	(517)	10,325	8,418	(2,052)	6,366
Streetscene	48,555	(10,778)	37,777	47,334	(11,871)	35,463
Central & Corporate Finance	18,016	(3,224)	14,792	(900)	(1,303)	(2,203)
Housing Revenue Account	43,829	(35,148)	8,681	48,838	(33,115)	15,723
Clwyd Theatr Cymru	5,721	(5,553)	167	4,660	(4,539)	121
Cost of services	435,171	(152,675)	282,495	414,533	(154,797)	259,736
Other Operating Expenditure			26,765			26,221
Financing and Investment Income and Expenditure			20,516			20,890
Taxation and Non-Specific Grant Income			(302,797)			(280,488)
(Surplus)/deficit on the provision of services			26,979			26,359
Tax expenses of subsidiary			(165)			(219)
Group (Surplus)/deficit			26,814			26,140
(Surplus)/deficit arising on revaluation of non-current assets			(9,539)			(50,199)
(Surplus)/deficit arising on revaluation of available-for-sale financial assets			0			0
Tax relating to other comprehensive income			(107)			357
Actuarial (gains) or losses on pension assets and liabilities			38,929			(49,165)
Total comprehensive income and expenditure			56,097			(72,867)

*The 2017/18 figures have been restated as explained in Note 43. This has not changed the total figure in the CIES

GROUP BALANCE SHEET

as at 31st March 2019

		2019		2018	
	Note	£000	£000	£000	£000
NON-CURRENT ASSETS					
Property, Plant & Equipment					
Council dwellings		203,171		207,735	
Other land and buildings		328,981		323,217	
Vehicles, plant, furniture and equipment		14,038		14,622	
Surplus assets		7,082		8,934	
Infrastructure assets		156,782		153,463	
Community assets		4,721		4,721	
Assets under construction		25,064		10,364	
Total Property, Plant & Equipment	1		739,839		723,056
Investment properties and Agricultural Estate			27,035		29,064
Intangible assets			25		57
Long term investments			0		0
Long term debtors			3,196		2,387
NON-CURRENT ASSETS TOTAL			770,095		754,564
CURRENT ASSETS					
Inventories		1,151		940	
Short term debtors (net of impairment provision)		42,368		36,116	
Short term investments		100		0	
Cash and cash equivalents		32,009		32,361	
Assets held for sale		1,113		1,517	
Current tax asset		0		213	
CURRENT ASSETS TOTAL			76,741		71,147
CURRENT LIABILITIES					
Borrowing repayable on demand or within 12 months		(50,454)		(58,084)	
Short term creditors		(35,488)		(29,513)	
Provision for accumulated absences		(2,666)		(1,776)	
Deferred liabilities		(555)		(541)	
Grants receipts in advance		(1,815)		(2,512)	
Provisions		(1,407)		(609)	
Current Tax Liability		0		213	
CURRENT LIABILITIES TOTAL			(92,385)		(92,822)
NON-CURRENT LIABILITIES					
Long term creditors		(1,532)		(1,342)	
Long term borrowing		(272,379)		(253,672)	
Deferred liabilities		(4,491)		(4,846)	
Provisions		(990)		(2,131)	
Other long term liabilities		(412,231)		(352,215)	
Grants receipts in advance		(1,002)		(1,632)	
Deferred Tax Liability		0		0	
NON-CURRENT LIABILITIES TOTAL			(692,625)		(615,838)
NET ASSETS			61,826		117,051

GROUP BALANCE SHEET

as at 31st March 2019

	Note	2019		2018	
		£000	£000	£000	£000
USABLE RESERVES					
Capital receipts reserve		15,945		14,094	
Capital grants unapplied		7,135		4,825	
Council fund		14,020		13,486	
Profit and Loss Reserve		(2,743)		(2,320)	
Earmarked reserves		13,314		14,876	
Housing revenue account		2,221		1,918	
USABLE RESERVES TOTAL			49,892		46,879
UNUSABLE RESERVES					
Revaluation reserve		110,394		107,630	
Capital adjustment account		317,944		319,537	
Financial instruments adjustment account		(6,091)		(6,452)	
Pensions reserve		(407,745)		(348,865)	
Deferred capital receipts		98		98	
Accumulated absences account		(2,666)		(1,776)	
UNUSABLE RESERVES TOTAL			11,934		70,172
TOTAL RESERVES			<u>61,826</u>		<u>117,051</u>

GROUP CASH FLOW STATEMENT
for the year ended 31st March 2019

	2019		2018	
	£000	£000	£000	£000
Net surplus or (deficit) on the provision of services	(26,529)		(25,977)	
Adjustment to surplus or deficit on the provision of services for non-cash movements	77,582		62,764	
Adjust for items included in the net surplus or deficit on the provision of services that are investing and financing activities	<u>(34,124)</u>		<u>(20,886)</u>	
Net cash flows from operating activities		16,929		15,901
Net cash flows from investing activities	(35,196)		(33,353)	
Net cash flows from financing activities	<u>17,915</u>		<u>42,640</u>	
Net increase or decrease in cash and cash equivalents		<u>(17,281)</u>		<u>9,287</u>
		(352)		25,188
Cash and cash equivalents at the beginning of the reporting period		32,361		7,173
Cash and cash equivalents at the end of the reporting period		32,009		32,361

NOTES TO THE GROUP ACCOUNTS

1. PROPERTY, PLANT AND EQUIPMENT

	Flintshire County Council £000	NEW Homes £000	NEWYDD £000	Theatr Clwyd Productions Ltd £000	Group £000
Net Book Value at 31st March 2019					
Council Dwellings	203,171	0	0	0	203,171
Other land and buildings	315,377	13,604	0	0	328,981
Vehicles, plant, furniture and equipment	13,956	0	82	0	14,038
Surplus assets	7,082	0	0	0	7,082
Infrastructure assets	156,782	0	0	0	156,782
Community assets	4,721	0	0	0	4,721
Assets under construction	24,282	782	0	0	25,064
	725,371	14,386	82	0	739,839

	Flintshire County Council £000	NEW Homes £000	NEWYDD £000	Theatr Clwyd Productions Ltd £000	Group £000
Net Book Value at 31st March 2018					
Council Dwellings	207,735	0	0	0	207,735
Other land and buildings	313,234	9,983	0	0	323,217
Vehicles, plant, furniture and equipment	14,577	0	45	0	14,622
Surplus assets	8,934	0	0	0	8,934
Infrastructure assets	153,463	0	0	0	153,463
Community assets	4,721	0	0	0	4,721
Assets under construction	7,512	2,852	0	0	10,364
	710,176	12,835	45	0	723,056

INDEPENDENT AUDITOR'S REPORT TO THE MEMBERS OF FLINTSHIRE COUNTY COUNCIL

Report on the audit of the financial statements

Opinion

I have audited the financial statements of:

- Flintshire County Council; and
- Flintshire County Council's Group.

for the year ended 31 March 2019 under the Public Audit (Wales) Act 2004.

Flintshire County Council's financial statements comprise the Movement in Reserves Statement, the Comprehensive Income and Expenditure Statement, the Balance Sheet, the Cash Flow Statement, the Movement on the Housing Revenue Account Statement and the Housing Revenue Account Income and Expenditure Statement and the related notes, including a summary of significant accounting policies.

Flintshire County Council's Group financial statements comprise the Group Movement in Reserves Statement, the Group Comprehensive Income and Expenditure Statement, the Group Balance Sheet and the Group Cash Flow Statement and the related notes.

The financial reporting framework that has been applied in their preparation is applicable law and the Code of Practice on Local Authority Accounting in the United Kingdom [year] based on International Financial Reporting Standards (IFRSs).

In my opinion the financial statements:

- give a true and fair view of the financial position of Flintshire County Council and Flintshire County Council's Group as at 31 March 2019 and of its income and expenditure for the year then ended; and
- have been properly prepared in accordance with legislative requirements and the Code of Practice on Local Authority Accounting in the United Kingdom 2018-19.

Basis for opinion

I conducted my audit in accordance with applicable law and International Standards on Auditing in the UK (ISAs (UK)). My responsibilities under those standards are further described in the auditor's responsibilities for the audit of the financial statements section of my report. I am independent of the Council and its group in accordance with the ethical requirements that are relevant to my audit of the financial statements in the UK including the Financial Reporting Council's Ethical Standard, and I have fulfilled my other ethical responsibilities in accordance with these requirements. I believe that the audit evidence I have obtained is sufficient and appropriate to provide a basis for my opinion.

Conclusions relating to going concern

I have nothing to report in respect of the following matters in relation to which the ISAs (UK) require me to report to you where:

- the use of the going concern basis of accounting in the preparation of the financial statements is not appropriate; or
- the responsible financial officer has not disclosed in the financial statements any identified material uncertainties that may cast significant doubt about the Council's or its group's ability to continue to adopt the going concern basis of accounting for a period of at least twelve months from the date when the financial statements are authorised for issue.

Other information

The responsible financial officer is responsible for the other information in the annual report and accounts. The other information comprises the information included in the annual report other than the financial statements and my auditor's report thereon. My opinion on the financial statements does not cover the other information and, except to the extent otherwise explicitly stated later in my report, I do not express any form of assurance conclusion thereon.

In connection with my audit of the financial statements, my responsibility is to read the other information to identify material inconsistencies with the audited financial statements and to identify any information that is apparently materially incorrect based on, or materially inconsistent with, the knowledge acquired by me in the course of performing the audit. If I become aware of any apparent material misstatements or inconsistencies I consider the implications for my report.

INDEPENDENT AUDITOR'S REPORT TO THE MEMBERS OF FLINTSHIRE COUNTY COUNCIL

Report on other requirements

Opinion on other matters

In my opinion, based on the work undertaken in the course of my audit:

- the information contained in the Narrative Report for the financial year for which the financial statements are prepared is consistent with the financial statements and the Narrative Report has been prepared in accordance with the Code of Practice on Local Authority Accounting in the United Kingdom 2018-19;
- the information given in the Annual Governance Statement for the financial year for which the financial statements are prepared is consistent with the financial statements and the Annual Governance Statement has been prepared in accordance with guidance.

Matters on which I report by exception

In the light of the knowledge and understanding of the Council and its group and its environment obtained in the course of the audit, I have not identified material misstatements in the Narrative Report or the Annual Governance Statement.

I have nothing to report in respect of the following matters, which I report to you, if, in my opinion:

- proper accounting records have not been kept;
- the financial statements are not in agreement with the accounting records and returns; or
- I have not received all the information and explanations I require for my audit.

Certificate of completion of audit

I certify that I have completed the audit of the accounts of Flintshire County Council in accordance with the requirements of the Public Audit (Wales) Act 2004 and the Auditor General for Wales' Code of Audit Practice.

Responsibilities

Responsibilities of the responsible financial officer for the financial statements

As explained more fully in the Statement of Responsibilities for the Statement of Accounts set out on page 9, the responsible financial officer is responsible for the preparation of the statement of accounts, including Flintshire County Council's Group financial statements, which give a true and fair view, and for such internal control as the responsible financial officer determines is necessary to enable the preparation of statements of accounts that are free from material misstatement, whether due to fraud or error.

In preparing the statement of accounts, the responsible financial officer is responsible for assessing the Council's and group's ability to continue as a going concern, disclosing as applicable, matters related to going concern and using the going concern basis of accounting unless deemed inappropriate.

Auditor's responsibilities for the audit of the financial statements

My objectives are to obtain reasonable assurance about whether the financial statements as a whole are free from material misstatement, whether due to fraud or error, and to issue an auditor's report that includes my opinion. Reasonable assurance is a high level of assurance but is not a guarantee that an audit conducted in accordance with ISAs (UK) will always detect a material misstatement when it exists. Misstatements can arise from fraud or error and are considered material if, individually or in the aggregate, they could reasonably be expected to influence the economic decisions of users taken on the basis of these financial statements.

A further description of the auditor's responsibilities for the audit of the financial statements is located on the Financial Reporting Council's website www.frc.org.uk/auditorsresponsibilities. This description forms part of my auditor's report.

Anthony J Barrett
For and on behalf of the Auditor General for Wales

24 Cathedral Road
Cardiff
CF11 9LJ

2018/19

Flintshire County Council – Annual Governance Statement

What is Governance?

“Governance is at the heart of public services. It underpins how resources are managed, how decisions are made, how services are delivered and the impact they have, now and in the future. It also infuses how organisations are led and how they interact with the public. Governance needs to be robust but it must also be proportionate. Well-governed organisations are dynamic and take well-managed risks; they are not stagnant and bureaucratic.”¹

The governance framework comprises the culture, values, systems and processes by which an organisation is directed and controlled. The framework brings together an underlying set of legislative requirements, good practice principles and management processes.

Tudalen 118 Flintshire County Council acknowledges its responsibility for ensuring that there is a sound system of governance. The Council has developed a Local Code of Corporate Governance that defines the principles that underpin the governance of the organisation. The Local Code forms part of the Council Constitution and can be accessed on the Council’s website. A summary of the principles upon which it is based can be found later in this document.

The Council’s governance framework supports its aim as a modern public body which has the **philosophy** of operating as a social business which refers to it:

- being lean, modern, efficient and effective
- being designed, organised and operated to meet the needs of communities and the customer; and
- working with its partners to achieve the highest possible standards of public service for the well-being of Flintshire as a County.

To meet these aspirations the Council has set the **standards** of:-

- achieving excellence in corporate governance and reputation.
- achieving excellence in performance against both our own targets and against those of high performing peer organisations.
- being modern and flexible, constantly adapting to provide the highest standards of public, customer, and client service and support.
- using its four resources - money, assets, people and information - strategically, effectively and efficiently.
- embracing and operating the leanest, least bureaucratic, efficient and effective business systems and processes.

¹ Wales Audit Office: “Discussion Paper: The governance challenges posed by indirectly provided, publicly funded services in Wales” 2017

ANNUAL GOVERNANCE STATEMENT

To achieve these standards the Council's **behaviours** are:-

- showing strategic leadership both of the organisation and our partnerships.
- continuously challenging, reviewing, changing and modernising the way we do things.
- being as lean and un-bureaucratic as possible.
- using new technology to its maximum advantage.
- using flexible working to its maximum advantage.

The Council is committed to the **principles** of being:-

- a modern, fair and caring employer.
- fair, equitable and inclusive in its policies and practices.
- conscientious in planning and managing its activities, and making decisions, in a sustainable way.


Tudalen 119 The Council is committed to specific values and principles in working with its key partners and partnerships. These cover strategic partnerships such as the Public Services Board and with the third sector such as agreeing a set of Voluntary Sector Funding principles.

In previous years the Council's Annual Governance Statement has covered the Clwyd Pension Fund. From 2018/19 the Clwyd Pension Fund will produce their own Annual Governance Statement which will be presented to the Clwyd Pension Fund Board for consideration and approval.

Dashboard : Effectiveness of the Council’s Governance Framework

Tudalen 120

Good Governance Principles



**Evidence, but Further Action Needed
(Score of 3 or below)**

**Good Evidence
(Score of 4)**

**Very Best Practice
(Score of 5)**

Annual Internal Audit Opinion 2018/19:

“For the year ending 31 March 2019, based on the work we have undertaken, my opinion is that Flintshire County Council has an adequate and effective framework of governance, risk management and control”.

Internal Audit Manager, Flintshire County Council

Ares of Very Best Practice:

- Effective engagement external partners and board
- Corporate Governance and Regulatory Inspections
- Medium Term Financial Strategy Performance Management

What is the Annual Governance Statement?

The Council is required by the Accounts and Audit (Wales) Regulations 2018 to prepare a statement on internal control. Alongside many authorities in Wales, Flintshire refers to this as the 'Annual Governance Statement'. This is a public document that reports on the extent to which the Council complies with its own code of governance.

In this document the Council:

- acknowledges its responsibility for ensuring that there is a sound system of governance;
- summarises the key elements of the governance framework and the roles of those responsible for the development and maintenance of the governance environment;
- describes how the Council has monitored and evaluated the effectiveness of its governance arrangements in year, and on any planned changes in the coming period;
- provides details of how the Council has responded to any issue(s) identified in last year's governance statement; and
- reports on any significant governance issues identified from this review and provides a commitment to addressing them.

The annual governance statement reports on the governance framework that has been in place at Flintshire County Council for the financial year 2018/19 and up to the date of approval of the statement of accounts.

How has the Annual Governance Statement been prepared?

The initial review of the Council's governance framework was carried out by the Corporate Governance Working Group. This group prepared assessment questionnaires for each corporate Chief Officer and also for some specific governance functions such as finance, human resources and legal. The questionnaires were based on the seven principles that follow in the main part of this document and were assessed to identify any areas for improvement. Questionnaires were also completed by the Chairs of Overview and Scrutiny committees. In addition the Audit Committee undertakes a self-assessment of its own effectiveness which has also informed this work.

The preparation and content of this year's governance framework has been considered by the Chief Officer Team, with assurance support from Internal Audit, Audit Committee and External Audit (Wales Audit Office). The governance framework cannot eliminate all risk of failure to meet the targets in our policies, aims and objectives and can therefore only provide reasonable and not absolute assurance of effectiveness.

In preparing the Annual Governance Statement the Council has:

- reviewed the Council's existing governance arrangements against the local Code of Corporate Governance.
- updated the local Code of Corporate Governance where necessary, to reflect changes in the Council's governance arrangements and the requirements of the new CIPFA/Solace 2016 – Guidance Notes for Welsh Authorities.
- assessed the effectiveness of the Council's governance arrangements and highlighted any planned changes in the coming period.

The Chief Officer Team, which is led by the Chief Executive, have also considered the significant governance issues and principles facing the Council. These are evidenced in pages 6-12 of the document. Principles **highlighted in Green** reflect those which the Chief Officers assessed as being applied consistently well across the Council. Principles assessed as needing further improvement are detailed on pages 18-20.

The Council's Audit Committee, provides assurance to the Council on the effectiveness of its governance arrangements, risk management framework and internal control environment. As part of this role the Committee reviews and approves the Annual Governance Statement.

The six Overview & Scrutiny chairs have also considered and commented on issues within their respective committees' remit. They expressed general satisfaction with the Annual Governance Statement.

What are the key principles of the Corporate Governance Framework?

The Council aims to achieve good standard of governance by adhering the seven key principles of the new CIPFA/Solace 2016 – Guidance Notes for Welsh Authorities, which form the basis of the Local Code of Corporate Governance. The seven key principles are:

- | | |
|-------------|--|
| Principle A | Behaving with integrity, demonstrating strong commitment to ethical values, and respecting the rule of law |
| Principle B | Ensuring openness and comprehensive stakeholder engagement |
| Principle C | Defining outcomes in terms of sustainable economic, social, and environmental benefits |
| Principle D | Determining the interventions necessary to optimise the achievement of the intended outcomes |
| Principle E | Developing the entity's capacity, including the capability of its leadership and the individuals within it |
| Principle F | Managing risks and performance through robust internal control and strong public financial management |
| Principle G | Implementing good practices in transparency, reporting, and audit to deliver effective accountability |

Principle A

Behaving with integrity, demonstrating strong commitment to ethical values, and respecting the rule of the law

Sub Principles:

Behaving with Integrity

Demonstrating strong commitment to ethical values

Respecting the rule of law

How we do this:

Tudalen 124

- The behaviour and expectations of Officers and Members are set out in the Council's Codes of Conduct, Constitution, and a suite of policies and procedures relating to Officers and Member induction, supervision, training and appraisals and leadership competencies.
- Case management both for Members and Officers.
- Codes of Conduct for Members and Officers specify the requirements around declarations of interests formally and at the beginning of meetings, gifts and hospitality etc.
- **The Council takes fraud seriously. Key policies are in place to prevent, minimise and manage such occurrences. Polices include:**
 - Whistleblowing Policy
 - Anti-Fraud and Corruption Strategy
 - Fraud Response Plan
 - Financial and Contract Procedure Rules
- Compliance with policies and protocols e.g. Contract Procedure Rules
- Enhanced profile of Internal Audit

- A set of leadership competencies are deployed in each Portfolio and led by each Chief Officer.
- The Council's recruitment policy, training and competencies based appraisal processes underpin personal behaviours with ethical values.
- **Robust policies and procedures are in place, subject to formal approval prior to adoption by formal committees.**
- **All contracts and external service providers, including partnerships are engaged through the robust procurement process and follow the Contract Procedure rules regulations.**
- **Application of the corporate operating model; our way of being organised, working internally to promote high standards of professional performance and ethical behaviour to achieve organisational priorities and objectives.**

- The Council ensures that statutory officers and other key officers and members fulfil legislative and regulatory requirements through a robust framework which includes: Scheme of delegation; induction, development and training of existing and new requirements; application of standing operating procedures; and engagement of early / external advice where applicable.
- **The full use of the Council powers are optimised by regular challenge and keeping abreast of new legislation to achieve corporate priorities and to benefit citizens, communities and other stakeholders e.g. alternative service models (ADM's)**
- Effective Anti-Fraud and Corruption framework supported by a suite of policies; any breaches are handled in accordance with key legislative provision and guidance from appropriate bodies.
- **The Council's Monitoring Officer is responsible for ensuring the Council complies with the law and avoids maladministration. The Council's Constitution promotes high standards of conduct which is monitored by the Standards Committee.**
- Consistent application of risk assessments for both strategic, operational and partnership plans.

Principle B

Ensuring openness and comprehensive stakeholder engagement

Sub Principles:

Openness

Engaging comprehensively with institutional stakeholders

Engaging stakeholders effectively, including individual citizens and service users

How we do this:

- **The Council is committed to having an open culture. This is demonstrated by:**
 - Complaints and Compliments Procedure
 - Meetings are conducted in an open environment
 - Council’s website
- **The most appropriate and effective interventions / courses of action are determined using formal and informal consultation and engagement supported by:**
 - Public consultation around the Medium Term Financial Strategy (MTFS)
 - Consultation principles, e.g. School Modernisation Programme
 - Formal and informal engagement models with employee and communities e.g. alternative delivery models Member workshops
 - County Forum (Town and Community Councils)
 - Positive engagement with Trade Unions both formally and informally

- **The Council effectively engages with stakeholders to ensure successful and sustainable outcomes by:**
 - Effective application and delivery of communication strategies to support delivery
 - Targeting communications and effective use of Social Media
 - Formal and Informal meetings with key stakeholder groups
 - Effective stakeholder engagement on strategic issues
 - Service led feedback questionnaires and events
- **Effective use of resources and achievement of outcomes is undertaken by the Council both through informal and formal partnerships:**
 - Extensive range of partnerships to support the delivery of the Council’s strategic priorities, including the Public Services Board
 - Open and productive partnership arrangements supported by an effective governance framework
 - Trust and good relations lead to delivery of intended outcomes e.g. community asset transfers
 - Partner representation at Scrutiny committees

- **The achievement of intended outcomes by services is supported by a range of meaningful guidance on consultation engagement and feedback techniques with individual citizens, service users and other stakeholders. This includes:**
 - Range of customer channels
 - Undertaking Impact assessments
 - Results from satisfaction surveys to enhance service delivery where applicable
 - Complaints reviewed to assess organisational learning and change
 - Sharing soft intelligence and good practice
 - Committee reports portray all relevant feedback
 - **Services are assessed for value for money and opportunities for efficiencies**
 - **Taking account of the interests of future generations of tax payers and service users**
- **The Council has appropriate structures in place to encourage public participation governed through the Communication and Social Media Policies. These include:**
 - E-newsletters
 - The Council’s website
 - Tenants Forums
 - Service user groups
 - Quality circles
 - Use of infographics

Tudalen 125

Green = Chief Officer assessed as being consistently well across the Council

Principle C

Defining outcomes in terms of sustainable economic, social, and environmental benefits

Sub Principles:

Defining outcomes

Sustainable economic, social and environmental benefits

How we do this

Tudalen 126

- **The Council has a clear vision describing the organisation’s purpose and intended outcomes which is achieved through:**
 - **Linking of vision and intent to the MTFS which links to the Council Plan, Portfolio Business Plans and other plans and strategies with a focus on priorities for change and improvement**
 - **Organisational objectives are delivered through Programme Boards and political decision making processes**
 - Service Planning consideration including sustainability of service delivery
- Risk Management is applied consistently at project, partnership and business plan levels using the corporate performance system (CAMMS) which adheres to the Risk Management Policy and Strategy and ensures consistent application of risk registers and terminology.
- **Risk appetite is also considered whilst developing future scenarios and options with key staff.**
- The development of the County’s Well-being Plan and delivery of the Public Services Board’s priorities ensure that public services work effectively together to add value.

- The Council takes a longer term view and balances the economic, social and environmental impact of policies, plans etc. along with the wider public interest when taking decisions about service provision. This is supported by a range of governance approaches:
 - **Budget setting of the Capital Programme and MTFS and longer term business planning through the use of effective forecasting models**
 - **Setting longer term objectives regardless of political term**
 - **Delivering defined outcomes**
 - **Multi-disciplinary approach to policy development and wider public interest of economic, social and environment issues e.g. Welfare Reform, Corporate Safeguarding**
 - **Ensuring fair access to services**
 - Procurement strategy defines expectations around economic, social and environment benefits which inform service specifications, tenders and contracts.
 - Communication plans for public and community engagement
 - Clear documented record of route to change

Principle D

Determining the interventions necessary to optimise the achievement of the intended outcomes

Sub Principles:

Determining interventions

Planning interventions

Optimising achievement of intended outcomes

How we do this

Tudalen 127

- Good judgement in making decisions is achieved by ensuring decision makers receive objective and rigorous analysis of information and options to achieve intended outcomes including the related risks. This is achieved by:
 - **Full engagement with members on a longer term basis e.g. MTFS and Business Plans**
 - **Delivery of the MTFS and revenue and capital budget setting process providing options for the public, stakeholders and members to be engaged to consider modifications**
 - Development of forecasting models
 - Active engagement of key decision making in the development of initial ideas, options and potential outcomes and risks e.g. ADM Programme, Gateways
 - **Clear option appraisals detailing impacts, savings and risks to ensure best value is achieved**
 - Budget monitoring for each Portfolio and corporate considerations
 - **Managing expectation for key stakeholders**
 - Other key workforce strategies e.g. digital and procurement
 - Application of Impact Assessments

- The Council has established and implemented robust planning and control cycles covering strategic and business plans, priorities, targets, capacity and impact. This is achieved through:
 - Co-design of service solutions with key stakeholders
 - **Application of risk management principles when working in partnership and collaboratively and the active use of risk registers**
 - **Regular monitoring of business planning, efficiency and reliability including feedback on business planning model**
- **Service performance is measured through national performance indicators and establishing a range of local indicators, which are regularly monitored, reported and used for benchmarking purposes**
- **Robust and inclusive methodologies are in place to formulate the MTFS which is an integral part of the Council's governance framework and Portfolio Business plans are linked to the Council Plan**

- Resource requirements for the services are identified through the business planning process and detailed within the MTFPs highlighting any shortfall in resources and spending requirements.
- **To ensure the budget process is all-inclusive, taking into account the full cost of the operations over the medium and longer term, regular engagement and ownership of the budget through the Chief Officer Team and consultation with members through workshops and robust scrutiny process is undertaken.**
- Social values are achieved through the effective commissioning of services and compliance with Council procedures.
- Consultation and engagement around the content of the MTFS through public and employee events sets the context for residents and employees. In particular relating to ongoing decisions on significant delivery issues or responses to changes in the external environment

Principle E

Developing the entity's capacity, including the capability of its leadership and the individuals within it

Sub Principles:

Developing the entity's capacity

Developing the capability of the entity's leadership and other individuals

How we do this:

Tudalen 128

- We review our operations, performance, and use of assets on a regular basis to ensure their continuing effectiveness by:
 - Review of service delivery, performance and risks through team meetings and quarterly formal reporting,
 - Programme boards' development and monitoring
- The Council reviews the sufficiency and appropriateness of resource allocation through techniques such as:
 - Benchmarking both internal and external review undertaken to identify improvements in resource allocation, including the use of national and local PIs
 - Internal challenge
- **Benefits of collaborative and partnership working both regionally and nationally to ensure added value is achieved by linking services and organisation priorities to partnership working**
- Develop and maintain the workforce plan to enhance the strategic allocation of resources through the publication of regular workforce data reports and drawing intelligence from supervision and appraisal meetings.
- Future workforce and succession planning is undertaken in each portfolio to identify future workforce capability and progression.

- **Effective shared leadership which enables the Council to respond successfully to changing external demands and risks is supported by:**
 - a range of management and leadership development programme, run in partnership with Coleg Cambria
 - 'Development workforce' and 'leadership capacity' and 'managing performance' are three of the five priorities within the People Strategy 2016-2019
 - **The Leader and the Chief Executive have clearly defined and distinct leadership roles**
- Individual and organisational requirements are supported through:
 - Corporate induction for new employees to the Council
 - Inductions for employees in new jobs
 - Continued learning and development for employees identified through the competency based appraisal system and one to one meetings
 - **A comprehensive range of training and development opportunities available, in partnership with Coleg Cambria and professional bodies.**
 - **Feedback and shared learning to the organisations both through reports and interactive sessions such as the 'Academi'**
- **To support and maintain the physical and mental wellbeing of the workforce a range of interventions is provided including: Occupational Health Service, Signposting employees and Members to Care First (independent Counselling support), Management Awareness and Support, internal training and awareness sessions to support stress related absences**

Principle F

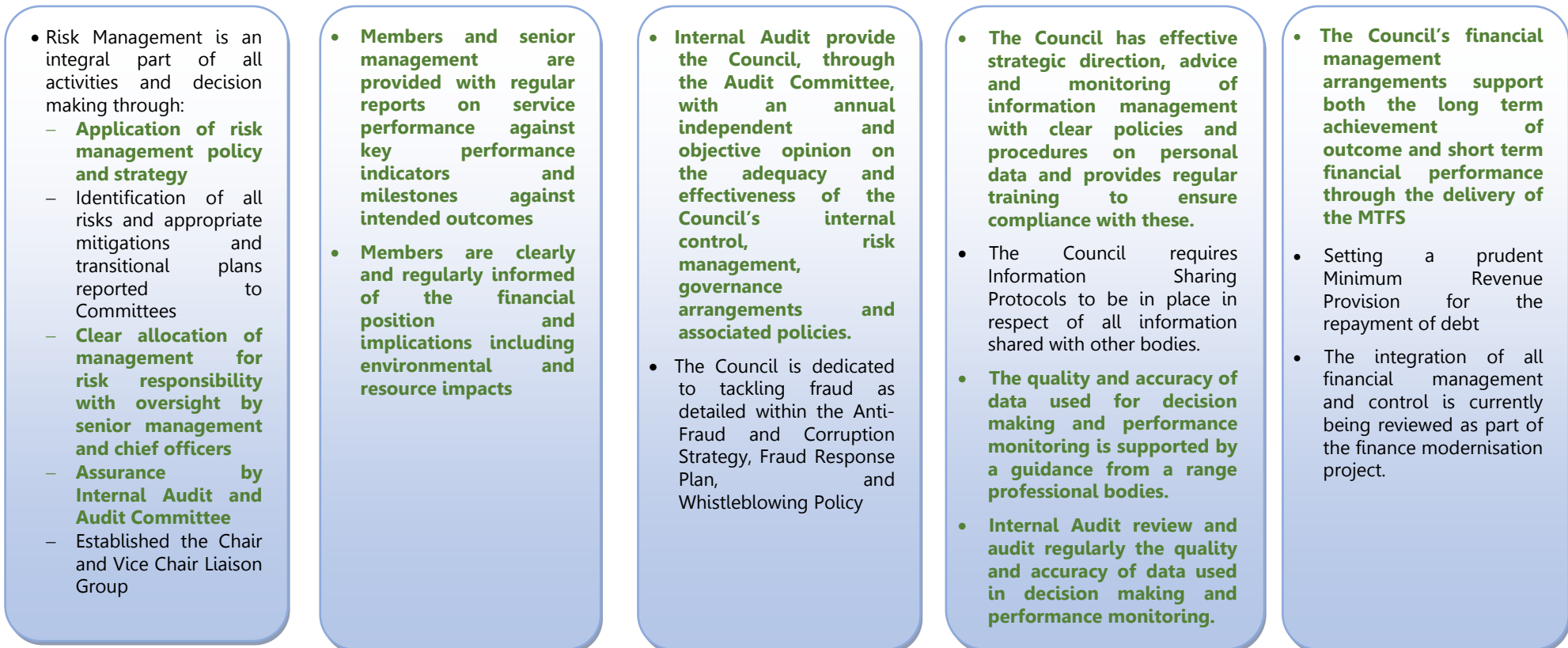
Managing risks and performance through robust internal control and strong public financial management

Sub Principles:



How we do this:

Tudalen 129



Principle G

Implementing good practices in transparency, reporting, and audit to deliver effective accountability

Sub Principles:

Implementing good practice in transparency

Implementing good practices in reporting

Assurance and effective accountability

How we do this:

Tudalen 130

- The Council has recently improved the layout and presentation of its reports in order to improve the presentation of key information to decision-makers.
- The Council is mindful of providing the right amount of information to ensure transparency.
- A review of information sharing protocols has been undertaken and new principles adopted.

- **The Council reports at least annually on the achievement and progress of its intended outcomes and financial position. This is delivered through the:**
 - Annual Performance report assessing performance against the Council Plan
 - Annual Statement of Accounts demonstrate how the Council has achieved performance, value for money and the stewardship of its resources
 - Progress against the Well-being Plan
- The Annual Governance Statement is published following robust and rigorous challenge to assess and demonstrate good governance.

- Through robust assurance mechanisms the Council can demonstrate effective accountability. These mechanisms include:
 - **Internal Audit undertakes independent reviews to provide an annual assurance opinion of the Council's control, risk management, and governance framework. To allow this Internal Audit has direct access to Chief Officer and members of the Council.**
 - **All agreed actions from Internal Audit reviews are monitored regularly with reports to Chief Officers monthly and each Audit Committee.**
 - **Any 'limited/red' assurance opinion are reported to Audit Committee in full and progress monitored closely**
 - **Peer challenge and inspection from regulatory bodies and external compliance reviews. The outcomes from these inspections are used to inform and improve service delivery**
 - Through effective commissioning and monitoring arrangements and compliance with Council's procedures, the Council gains assurance on risk associated with delivering services through third parties and any transitional risks.
 - Reports are presented to Cabinet and an annual report to Audit Committee of external feedback from regulatory work, peer reviews along with the Council's responses.

Green = Chief Officer assessed as being consistently well across the Council

Contributors to an effective Governance Framework

Tudalen 131

Council	<ul style="list-style-type: none"> - Approves the Council Plan - Endorses the Constitution - Approves the policy and financial frameworks
Cabinet	<ul style="list-style-type: none"> - Primary decision making body of the Council - Comprises of the Leader of the Council and Cabinet members who have responsibility for specific portfolios
Audit Committee	<ul style="list-style-type: none"> - Help raise the profile of internal control, risk management and financial reporting issues within the Council, as well as providing a forum for the discussion of issues raised by internal and external auditors
Standards & Constitution & Democratic Services Committee	<ul style="list-style-type: none"> - Standards Committee promotes high standards of conduct by elected and co-opted members and monitors the operation of the Members' Code of conduct. - Constitution & Democratic Services Committee considers and proposes changes to the Constitution and the Code of Corporate Governance.
Portfolio Programme Boards	<ul style="list-style-type: none"> - Track efficiencies, highlighting risk and mitigating actions to achievement - Consider the robustness of efficiency planning and forecasting and consider resourcing of planned delivery - Plan communication and engagement activity
Overview & Scrutiny Committees	<ul style="list-style-type: none"> - Review and scrutinise the decisions and performance of Council, Cabinet, and Committees - Review and scrutinise the decisions and performance of other public bodies including partnerships - Assists the Council and Cabinet in the development of the Budget and Policy framework by in-depth analysis of policy issues. - Established the Chair/Vice Chair Liaison Group
Chief Officers Team & Service Managers	<ul style="list-style-type: none"> - Set governance standards - Lead and apply governance standards across portfolios - Undertake annual self-assessment
Internal Audit	<ul style="list-style-type: none"> - Provide an annual independent and objective opinion on the adequacy and effectiveness of internal control, risk management and governance arrangements - Investigates fraud and irregularity

ANNUAL GOVERNANCE STATEMENT

How does Flintshire Council monitor and evaluate the effectiveness of its governance arrangements?

The Council annually reviews the effectiveness of its governance framework including the system of internal control. The key elements of assurance that inform this governance review are detailed below:

Tudalen 132

Chief Officers Team	Monitoring Officer	Section 151 Officer	Information Governance	Internal Audit
<ul style="list-style-type: none"> Corporate oversight and strategic planning Annual Corporate Governance Assessment Implement and monitor regulatory and other governance protocols 	<ul style="list-style-type: none"> Legal and regulatory assurance Monitors the operation of the Constitution Ombudsman investigations 	<ul style="list-style-type: none"> Proper administration of the Council's financial affairs 	<ul style="list-style-type: none"> Designated Senior Information Risk Owner (SIRO) Data Protection procedures including GDPR Information Security & Records Management procedures 	<ul style="list-style-type: none"> Annual opinion report on adequacy of internal controls, risk management and governance arrangements Internal Audit plan and report tracking / performance by Audit Committee Provision of advice & consultancy Undertake Investigation and proactive Fraud work
Overview & Scrutiny	Audit Committee	Risk Management	External Audit / Inspections	Counter Fraud
<ul style="list-style-type: none"> Policy review and challenge Overview & scrutiny of topics Corporate & Portfolio Performance & Risk monitoring 	<ul style="list-style-type: none"> Self-assessment of Audit Committee Review effectiveness of internal and external audit Consider the adequacy of the internal control, risk management and Governance arrangements 	<ul style="list-style-type: none"> Risk Management Policy and Strategy Quarterly monitoring and reporting of Strategic Risks 	<ul style="list-style-type: none"> Financial statements audit Thematic & national reviews Other external inspections 	<ul style="list-style-type: none"> Anti-Fraud and Corruption & Whistleblowing arrangements Codes of Conduct for Officers and Members Financial and Contract Procedure Rules

How has the Council addressed the governance and strategic issues from 2017/18?

The 2017/18 Annual Governance Statement contained 14 key improvement areas as i) Internal Council Governance issues – those derived from the portfolio, Overview and Scrutiny and Audit Committee annual self-assessments that affect the internal governance arrangements of the Council; and, ii) Strategic Council Plan issues – those that were identified as part of the Council Plan for 2017/18 which remained unmitigated i.e. a ‘Red’ risk status.

The issues and how they were addressed are below:

(i) Internal Council Governance issues	Risk	Mitigation	Management Comment	Current Status
<p>Views and experiences of citizens, service users and organisations of different backgrounds including reference to future needs are taken into account.</p>	<ul style="list-style-type: none"> • Service planning does not take into account service user’s needs in the future. • Legal and or judicial challenges. • Lack of effective feedback mechanisms to inform stakeholders how their views have been taken into account: stakeholders remain uninformed and less likely to support service change. • Lack of structures to encourage public participation 	<ul style="list-style-type: none"> • Development of an integrated impact assessment approach to inform budget decisions and longer term sustainability of services. • Communication strategies developed and actioned for all major decisions affecting the public. • Ensure that effective feedback mechanisms are built into communication strategies, taking into account the diversity of communication methods. 	<p>Integrated Impact Assessments (IIA) now developed and used to inform 2018/19 business planning. CAMMS system been updated with IAA for all relevant efficiency projects and policies; process to be fully operational from May 2019.</p> <p>Although the Council has policies and procedures to ensure the lawfulness of its decisions the potential for legal and judicial challenges remain an ongoing risk to the Council.</p> <p>Communication strategies have been developed for policy change and other major decisions affecting the public, including feedback mechanisms.</p>	<p>Open</p> <p>Integrated Impact Assessment needs to be consistently embedded within business planning.</p> <p>Integrated Impact Assessment process has been developed and has been used manually. Full conversion to digital system tested.</p> <p>New refined reporting process to better capture ‘Impact’ risks to be trialled from June.</p> <p>Communication strategies have been developed, but need to be consistently applied.</p>

Tudalen 133

ANNUAL GOVERNANCE STATEMENT

Tudalen 134

(i) Internal Council Governance issues	Risk	Mitigation	Management Comment	Current Status
Identifying and managing risks to the achievement of outcomes.	<ul style="list-style-type: none"> Risks are not mitigated during transitional or implementation phases. Outcomes are under-achieved. 	<ul style="list-style-type: none"> Consistent application of the Council's risk management approach across all strategic, operational and partnership working. 	<p>Risks are well managed during transitional and implementation phases. An implementation template has been developed to track implementations and associated risks.</p> <p>Early indications identify that risks are well managed throughout all phases of strategic delivery. Outcomes have been achieved as demonstrated by regular performance monitoring.</p> <p>The Council's Risk Management Policy and Strategy has been reviewed to reflect consistency of approach across all strategic, operational and partnership working.</p>	<p>Open</p> <p>Risks managed well in practice and Policy and Strategy been updated including escalation protocol; however, not yet consistently embedded.</p> <p>New risk register approach for management oversight been developed for regular monitoring.</p>
Ensuring capacity exists to generate the information required to review service quality regularly.	<ul style="list-style-type: none"> Reduction in service quality. Inability to benchmark and compare service quality. 	<ul style="list-style-type: none"> Ensure that service reform, succession and workforce planning takes into account information requirements. 	<p>Services review where benchmarking is going to improve information to inform service quality.</p> <p>The Council has corporate membership of APSE Performance Networks and other benchmarking bodies providing the opportunity for a high number of services to benchmark.</p>	<p>Open</p> <p>Improvements made during 2018/19. However, risk to be kept open for further improvement.</p>
Developing and maintaining an effective	<ul style="list-style-type: none"> Sustainability of service provision. 	<ul style="list-style-type: none"> Workforce planning for senior levels within each 	<p>Comprehensive workforce planning continues to be carried out across</p>	<p>Open</p>

ANNUAL GOVERNANCE STATEMENT

Tudalen 135

(i) Internal Council Governance issues	Risk	Mitigation	Management Comment	Current Status
workforce plan to enhance strategic allocation of resources.	<ul style="list-style-type: none"> Ineffective allocation of resources. Reputational damage following reduction in quality of service. 	<p>portfolio assessing workforce demographics, changing requirements and market demand.</p> <ul style="list-style-type: none"> Development of a succession plan, identifying areas of talent and additional support for growth and continued service delivery. 	the Council. The risk to the sustainability of service provision remains moderate.	Improvements made during 2018/19. However, risk to be kept open for further improvement.
Effective arrangements for safe collection, storage, use and sharing data.	<ul style="list-style-type: none"> Legal challenge and fines. Personal confidentiality breached. 	<ul style="list-style-type: none"> Provision of clear guidelines, awareness and appropriate training. Oversight supervision arrangements and of by managers. 	Policies and procedures remain in place covering all aspects of data protection. These have been reviewed as part of the implementation of the General Data Protection Regulation (GDPR) From May 2019 the financial penalties increased to 20 million Euros and data subjects can seek compensation. Despite mitigation the risk of legal challenges and fines relating to a breach of data protection remains a risk for the Council.	Open Significant progress has been made in developing protocols etc and in monitoring arrangements. Needs to remain open as insufficient evidence that all is embedded consistently across all portfolios.
Performance management: (Identified by Overview and Scrutiny Committee chair).	<ul style="list-style-type: none"> Council's approach to performance management and monitoring is not fully understood; 	<ul style="list-style-type: none"> Member workshop: understanding the Council's performance management approach 	A workshop explaining the Council Plan and it's measures in relation to performance management was held in 2018.	Open Additional workshops focussing on the Council

ANNUAL GOVERNANCE STATEMENT

(i) Internal Council Governance issues	Risk	Mitigation	Management Comment	Current Status
	leading to ineffective challenge and scrutiny.	and supporting systems.		Plan 2019/20 and performance management to be held during 2019.
Agreed actions within the Red / limited (4) assurance Internal Audit reports are implemented.	<ul style="list-style-type: none"> Failure to address control and governance issues identified as part of the audit work undertaken. 	<ul style="list-style-type: none"> Detailed action plans in place to address the findings, including the establishment of a joint audit and scrutiny liaison group. 	Joint Audit and Scrutiny Liaison Group established.	Open Liaison group in early stages; further development needed to secure outcomes.

Tudalen 136

ANNUAL GOVERNANCE STATEMENT

Tudalen 137

(ii) Strategic Issues from the 2017/18 Council Plan	Risk	Mitigation	Management Comment	Current Status
<p>Supportive Council: Availability of sufficient funding to resource key priorities – with particular reference to Disabled Facilities Grants (DFGs).</p>	<ul style="list-style-type: none"> • Demand for DFGs and adaptations are not met due to budget availability. • DFGs are not delivered in a timely manner; under-performance nationally. 	<ul style="list-style-type: none"> • Response to Internal Audit recommendations to improve processes. 	<p>Oversight Board established to review and monitor progress. Improvements in process and timeliness evidenced in last half of the year.</p>	<p>Open</p> <p>Ensure improvements continue during 2019/20.</p>
<p>Supportive Council: Demand outstrips supply for residential and nursing home care bed availability.</p>	<ul style="list-style-type: none"> • Lack of residential and nursing home care bed availability leading to more hospital stays. • Increased stress on carers. • Primary care resources stretched further. 	<ul style="list-style-type: none"> • Expansion of Marleyfield to support the medium term development of the nursing sector is ongoing. • Re-phasing of Integrated Care Fund capital to fit in with the Council's capital programme has been agreed by Welsh Government. • Other active workstreams, including the development of resources to support the sector, diagnostic reviews for providers and Care Conferences. 	<p>The expansion of Marleyfield to support the medium term development of the nursing sector continues under the direction of the Programme Board.</p> <p>A review for Programme Board of demand and supply in light of the new capital developments has been undertaken.</p>	<p>Open</p> <p>Risk rating continued to be high throughout the year.</p>
<p>Supportive Council:</p> <ul style="list-style-type: none"> • Knowledge and awareness of safeguarding not sufficiently developed in 	<ul style="list-style-type: none"> • Lack of optimisation of using the Council's resources and workforce to support safeguarding. 	<ul style="list-style-type: none"> • Inclusion of safeguarding in Corporate Induction. • Employee training opportunities provided on 	<p>Safeguarding e-learning model is to be implemented during 2019. Additional training has been made available to the Safeguarding Panel.</p>	<p>Closed</p> <p>Risk rating has reduced following the</p>

ANNUAL GOVERNANCE STATEMENT

Tudalen 138

(ii) Strategic Issues from the 2017/18 Council Plan	Risk	Mitigation	Management Comment	Current Status
all portfolios. • Failure to implement safeguarding training may impact on cases not being recognised at an early stage.		a regular basis. • Mentor support provided by senior managers and link officers.	Periodic Safeguarding bulletins are published alongside regular workforce news items.	implementation of the mitigating actions.
Learning Council: Numbers of school places not matching the changing demographics.	• Unfilled school places do not meet national targets. • Increased repair and maintenance burden.	• School modernisation programme. • Council and schools work to consider innovative ways for reduction in capacity.	Reducing unfilled school places via school organisation change is an ongoing process. School change projects can take between three and five years from inception to delivery before reductions of unfilled places can be realised. This continues to be an ongoing process linked to the school modernisation programme.	Closed Risk level reduced from 'red' due to progression of the school modernisation programme.
Learning Council: Limited funding to address the backlog of known repair and maintenance work in Education and Youth assets.	Fabric of Education and Youth buildings will continue to decline leading to an increase in health and safety issues and imbalance between surplus and unfilled places.	• Condition surveys continue to identify priorities for investment. • Implement County Policy for School re-organisation and modernisation.	The School Modernisation Programme is one of the strategic options to address the repairs and maintenance backlog. Capital business cases for improvement and repair and maintenance projects in schools are considered through the Council's business case process.	Open This continues to be a financial risk to support the school infrastructure.
Learning Council:	Reductions to Education Improvement Grant and	• Collective working with Head Federations to	Was a live and significant risk to grant funding for education at	Closed

ANNUAL GOVERNANCE STATEMENT

Tudalen 139

(ii) Strategic Issues from the 2017/18 Council Plan	Risk	Mitigation	Management Comment	Current Status
Sustainability of funding streams.	other grants at short notice lead to reduced service delivery, when demand for pupil support is increasing.	consider options and opportunities. • Internal and external campaigning for a reversal of WG policy.	the start of the year. Some of the areas of concern included: • Clarity of Teachers' Pay Award for 19/20. • Teachers' employers' pensions cost. • MEAG (Minority Ethnic Achievement Grant).	Confirmation of funding streams during the year has reduced this risk.
Green Council: Funding will not be secured for priority flood alleviation schemes.	Flood alleviation schemes will not be delivered leading to increased risks of damage to infrastructure and community disturbance.	Review our approach to funding capital projects.	Flintshire's local risk management strategy contains an action to 'identify projects and programmes that are affordable, maximising capital funding from internal and external sources'. A service review is intended to create a more effective approach / structure that balances the ability to secure funding for flood alleviation works with the delivery of statutory duties under the Flood and Water Management Act.	Open New Strategic Urban Drainage Scheme (SUDS) legislation needs to be implemented. Due to increase pressure of statutory duties the status of risks still lie within the red RAG rating.
Green Council: Adverse weather conditions on the highway network.	• Road conditions across the Council are adversely affected.	• Resurfacing and permanent patching schemes prioritised for summer	The previous year's increase in risk has been mitigated by a number of schemes of works	Closed Planned maintenance

ANNUAL GOVERNANCE STATEMENT

Tudalen 140

(ii) Strategic Issues from the 2017/18 Council Plan	Risk	Mitigation	Management Comment	Current Status
		period. • Timely responses to repair network as defects identified.	that have been undertaken to improve the condition of the carriageway overall. Repairing the Council's roads is a priority for the service and resources were provided to identify and then prioritise the roads in need of repair.	works during the year have reduced the significance of this risk.
Serving Council: The scale of the financial challenge.	The Council has insufficient funding to meet its priorities and obligations.	<ul style="list-style-type: none"> • The Council's Medium Term Financial Strategy and efficiency programme. • National negotiations on local government funding. 	The Council's budget setting process and management of the Medium Term Financial Strategy enabled the Council to set a balanced budget for 2019/20. The future of Council funding however, remains uncertain.	Open The initial forecast for 2019/20 was considered by Cabinet in April 2019 and will continue to be closely monitored.

Those risks closed are shown in blue text

What are the significant governance and strategic issues identified during 2018/19?

The review of the effectiveness of the Council’s governance framework has identified the following significant issues that will need to be addressed during 2019/20. These are categorised as:

- i) Internal Council Governance issues – those derived from the portfolio, Overview and Scrutiny and Audit Committee annual self-assessments that affect the internal governance arrangements of the Council.

NOTE: Issues marked * have been retained as high profile for further work, even though the risk score was 3 or above.

Issues marked # show risk issues which have increased in risk significance, even though they still retained a score of 3 or above

- ii) Strategic Council Plan issues – those that have been identified as part of the Council Plan for 2018/19 which remain un-mitigated i.e. a ‘Red’ risk status.

Tudalen 141

i) Internal Council Governance issues for 2018/19	Risk	Mitigation
(A1,A2,A3) Behaving with integrity. # (E54) Developing the capability of the entity’s leadership and other individuals – developing protocols to ensure that elected and appointed leaders negotiate their respective roles early on in the relationship and that a shared understanding of roles and objectives is maintained. #	<ul style="list-style-type: none"> • Protecting the reputation of the Council. • Members not leading by example on the values for the organisation. 	<ul style="list-style-type: none"> • Refresh training and advice. • Sustained work with Group Leaders and the Chair of the Council. • The Council has approved the Flintshire Standard which sets expectations about behaviour. • The Council regularly sends members on the WLGA Leadership Programme which will explain the roles of elected members and officers. • There is a process of induction for councillors who are new to positions of responsibility within the Council (e.g. committee chair or cabinet member). This explains the remits of

ANNUAL GOVERNANCE STATEMENT

Tudalen 142

i) Internal Council Governance issues for 2018/19	Risk	Mitigation
		<p>elected councillors and officers.</p> <ul style="list-style-type: none"> • Council procedures further reinforce the respective roles.
(A8) Demonstrating strong commitment to ethical values. #	<ul style="list-style-type: none"> • Under realisation of external service providers to provide social value benefits that communities can gain from. 	<ul style="list-style-type: none"> • Review of expectations of external providers, both voluntary and contractual, as part of the implementation of a new Social Value Strategy (endorsed Cabinet March 2019). • Initial focus is to generate social value through procurement.
<p>(B23,24,25) Engaging stakeholder effectively, including individuals citizens and service users. *</p> <p>(E61) Developing the capability of the entity's leadership and other individuals – ensure that there are structures in place to encourage public participation. *</p> <p>(F69) Managing performance – making decisions based on relevant, clear objective analysis and advice pointing out the implications and risks inherent in the organisation's financial, social and environmental position and outlook. *</p>	<ul style="list-style-type: none"> • Ensuring that impacts, both negative and positive are fully understood when making Council decisions. • Public participation is not built into consultation and communication strategies, leading to mis-communication and difficulties in implementing change. 	<ul style="list-style-type: none"> • Template and guidance for all committee reports to ensure that both communications and risk are comprehensively considered and reported on as part of the Integrated Impact Assessment. Captures specific issues which may be of consequence for protected groups and other issues of impact need to be considered and captured. • New format for reporting to be introduced Summer 2019. • Increased use of tools such as Gov. Delivery and Customer Accounts.
(C27,29) Defining outcomes in terms of sustainable economic, social and	<ul style="list-style-type: none"> • Expectations of delivery in accordance with the Future Generations and Wellbeing Act 	<ul style="list-style-type: none"> • Part of the review of the Council Plan 2019/20 and the review of the current set of Well-Being Objectives (both due to be reported in

ANNUAL GOVERNANCE STATEMENT

Tudalen 143

i) Internal Council Governance issues for 2018/19	Risk	Mitigation
environmental benefits. #	<p>have been raised.</p> <ul style="list-style-type: none"> • Service planning does not take into account service user's needs in the future. • Legal and or judicial challenges. 	<p>June/July 2019).</p> <ul style="list-style-type: none"> • Reflect within provisions made in the Medium Term Financial Strategy.
(C30,31) Defining outcomes – identifying and managing risks to the achievement of outcomes and making best use of the resources available. *	<ul style="list-style-type: none"> • Risk management not fully related to the achievements of all that we do. • Inconsistent application of the risk management strategy across all portfolios. • Risks are not mitigated during transitional or implementation phases. • Outcomes are under-achieved. 	<ul style="list-style-type: none"> • Improvement still needed in this area to ensure that risk management is related fully and comprehensively to the achievement of outcomes in all that we do. • Ensure that within the new risk register that arrangements are in place to risk assess the achievement of outcomes.
<p>(D38,39) Planning interventions - establishing and implementing robust planning and control cycles that cover strategic and operational plans, priorities and targets. *</p> <p>Planning interventions – Engaging with internal and external stakeholders in determining how services and other interventions can best be delivered. *</p>	<ul style="list-style-type: none"> • Inconsistent application of planning methodologies to ensure effective delivery of outcomes. • Ensuring that impacts, both negative and positive are fully understood when making Council decisions. • Lack of effective feedback mechanisms to inform stakeholders how their views have been taken into account: stakeholders remain uninformed and less likely to support service change. • Lack of structures to encourage public participation. 	<ul style="list-style-type: none"> • Provide and apply a comprehensive set of tools and guidance to ensure that strategic and operational plans are maintained to inform other strategies such as the MTFS.
(D43) Planning interventions –	<ul style="list-style-type: none"> • Lack of appropriate information to inform 	<ul style="list-style-type: none"> • Review of the information available to inform

ANNUAL GOVERNANCE STATEMENT

Tudalen 144

i) Internal Council Governance issues for 2018/19	Risk	Mitigation
Ensuring capacity exists to generate the information required to review service quality regularly. *	service quality and policy decisions.	service quality, as part of the Members' Workshop on Performance Management.
(E53) Developing the entity's capacity – Developing and maintaining an effective workforce plan to enhance strategic allocation of resources. *	<ul style="list-style-type: none"> • Sustainability of service provision. • Ineffective allocation of resources. • Reputational damage following reduction in quality of service. 	<ul style="list-style-type: none"> • Whilst the Council already has individual Portfolio workforce plans, these need to be consolidated into one Council workforce plan in accordance with the People Strategy.
(E58) Developing the capability of the entity's leadership and other individuals – Ensuring employees have access to appropriate induction, with ongoing training and development matching individual and organisational requirements is available and encouraged. *	<ul style="list-style-type: none"> • Employees unable to carry out their roles effectively following recruitment. • Employees not provided with the values and objectives of the organisation. • Changes to policies, technologies, practices, legislation not understood; leading to inefficiency and under productivity. 	<ul style="list-style-type: none"> • Ensure that Induction sessions are carried out in a timely fashion and that all new employees attend. • Introduce monitoring of the corporate induction process as a quarterly report to CRO&SC and Cabinet to monitor effectiveness and ensure compliance.
(E64) Developing the capability of the entity's leadership and other individuals – Ensuring arrangements are in place to maintain the health and wellbeing of the workforce and support individuals in maintaining their own physical and mental wellbeing. *	<ul style="list-style-type: none"> • Resilience of workforce is impacted by capacity and changing demands. 	<ul style="list-style-type: none"> • Next stage of development of the Mental Health and Wellbeing Plan for the workforce as one of the commitments within the People Strategy.
(F68,F69) Managing performance – Monitoring service delivery effectively including planning, specification,	<ul style="list-style-type: none"> • Outcomes following implementation may not have been delivered. • Lessons not learned nor shared. 	<ul style="list-style-type: none"> • Inclusion of post implementation reviews in Scrutiny Forward Work Programmes. • Work with Scrutiny Chairs and vice-chairs and

ANNUAL GOVERNANCE STATEMENT

Tudalen 145

i) Internal Council Governance issues for 2018/19	Risk	Mitigation
<p>execution and independent post implementation review. *</p>		<p>the Liaison Group to ensure that risks and performance are 'cornerstone' items of O&S FWPs.</p> <ul style="list-style-type: none"> • Ensure risks are adequately covered in committee reports. • Brief committees on risk issues using half hour slots before meetings where necessary.
<p>(F71) Managing performance – Providing members and senior management with regular reports on service delivery and on progress towards outcome achievement. *</p>	<ul style="list-style-type: none"> • Lack of timeliness of reporting leading to out of date information upon which to make decisions / assess risks. 	<ul style="list-style-type: none"> • Continue with Council Plan reporting on historical factual information within 2 months of the quarterly period, but with current updates contained within the report. • Use of the most up to date data to inform reports for decision making. • Members to be involved in what is valuable to be measured within portfolios (Performance Management workshop).
<p>(F78) Managing Data – Ensuring effective arrangements are in place for the safe collection, storage, use and sharing of data, including processes to ensure the security of personal data used. *</p>	<ul style="list-style-type: none"> • Legal challenge and fines. • Personal confidentiality breached. 	<ul style="list-style-type: none"> • Continue with monitoring processes and procedures set out for compliance with GDPR, until evidence that consistent approaches are being undertaken in each portfolio.
<p>Agreed actions within the Red / limited (2) assurance Internal Audit reports are implemented.</p>	<ul style="list-style-type: none"> • Failure to address control and governance issues identified as part of the audit work undertaken. 	<ul style="list-style-type: none"> • Detailed actions plan in place to address the finding.

ANNUAL GOVERNANCE STATEMENT

Tudalen 146

ii) Strategic Issues from the 2018/19 Council Plan	Risk	Mitigation
<p>Supportive Council Debt levels will rise if tenants are unable to afford to pay their rent or council tax.</p>	<ul style="list-style-type: none"> • Council will not recover income to offset costs. • Tenants will fall into more categories of debt. • Potential rise in homelessness presentations. 	<ul style="list-style-type: none"> • Early intervention for tenants claiming Universal Credit to tackle rent arrears and encourage payment of rent. • Avoid new or escalating arrears to ensure that homelessness is prevented where possible.
<p>Supportive Council Demand outstrips supply for residential and nursing home care bed availability.</p>	<ul style="list-style-type: none"> • Lack of residential and nursing home care bed availability leading to more hospital stays. • Increased stress on carers. • Primary care resources stretched further . 	<ul style="list-style-type: none"> • Expansion of Marleyfield to support the medium term development of the nursing sector is ongoing. • Re-phasing of Integrated Care Fund capital to fit in with the Council’s capital programme has been agreed by Welsh Government. • Other active workstreams, including the development of resources to support the sector, diagnostic reviews for providers and Care Conferences.
<p>Learning Council Limited funding to address the backlog of known repair and maintenance works in Education & Youth assets.</p>	<ul style="list-style-type: none"> • The fabric of Education and Youth buildings will continue to decline. 	<ul style="list-style-type: none"> • Condition surveys identify priorities for investment. County policy for school re-organisation.
<p>Green Council Funding will not be secured for</p>	<ul style="list-style-type: none"> • Inability to secure the WG grant funding and/or FCC capital funding necessary to 	<ul style="list-style-type: none"> • Review our approach to funding capital projects.

ANNUAL GOVERNANCE STATEMENT

ii) Strategic Issues from the 2018/19 Council Plan	Risk	Mitigation
priority flood alleviation schemes.	deliver priority flood alleviation schemes.	
<p>Serving Council The scale of the financial challenge.</p>	<ul style="list-style-type: none"> Reduction in funding of Revenue Support Grant leading to challenging financial position for the Council in its ability to set a balanced budget. 	<ul style="list-style-type: none"> The Medium Term Financial Strategy (MTFS) continues to be reviewed to forecast the financial resources to be available to the Council during the period based on the best available intelligence and identification of solutions available. National and local solutions for addressing the budget gap continue to be explored.

Certification

The review provides good overall assurance that Flintshire County Council's arrangements continue to be regarded as fit for purpose in accordance with the governance framework requirements for Local Authorities within Wales.

Opportunities to maintain and develop the Council's governance arrangements have been identified through this review. We pledge our commitment to addressing these issues over the coming year and we will monitor their implementation and operation as part of our next annual review.

Tudalen 148

Signed on behalf of Flintshire County Council

Colin Everett – Chief Executive

Cllr. Ian B Roberts – Leader of the Council

**Flintshire County Council Corporate Governance Framework
Principal Statutory Obligations and Organisational Objectives**

Behaving with integrity, demonstrating strong commitment to ethical values & respecting the rule of the Law

Ensuring Openness & Comprehensive Stakeholder Engagement

Defining Outcomes in terms of Sustainable Economic, Social & Environmental Benefits

Determining the Interventions to optimise the achievements of the intended outcomes

Developing the Council's capacity, including capability of its leadership & individuals within it

Managing risks & performance through robust internal control & strong financial management

Implementing good practices in transparency, reporting & audit to deliver effective accountability

Assurance Statement

Corporate Governance comprises the systems and processes, cultures and values, by which Flintshire County Council are directed and controlled and through which they account to, engage with and, where appropriate, lead their communities

Public Key Documents: Annual Review / Production

Key Documents: Ad-hoc Review / Production

Contributing Processes Regulatory Monitoring

- Annual Governance Statement
- Annual Outturn Finance Report
- Annual Performance Report
- Annual Information Governance Statement
- Capital Strategy and Asset Management Plan
- Code of Corporate Governance
- Code of Ethical Practice on Procurement
- Contract Procedure Rules
- Digital Strategy
- Financial Regulations
- Council Plan
- Medium Term Financial Strategy
- Members' Allowance Scheme
- Overview and Scrutiny Annual Report
- People Strategy
- Portfolio Business Plans
- Public Services Board Wellbeing Plan
- Statement of Accounts
- Strategic Equality Plan
- Strategic Risk Register
- Treasury Management Strategy
- Annual Audit Report

- Anti-Fraud Work plan
- Business Continuity Plans
- Communications Principles
- Constitution
- Data Protection Policy
- Equality and Diversity Policies
- HR Policies
- Health & Safety Policies
- Internal/External Audit Protocol
- IT Policies
- Members Code of Conduct
- Officers Code of Conduct
- Procurement Strategy
- Social Media Policy
- Welsh Language Standards
- Whistle Blowing Policy

- Appraisal and Supervision
- Attendance management
- Audit Committee
- Budget Monitoring Reports
- Comments, Complaints and Compliments
- Corporate Governance
- Corporate Health & Safety
- Council (Plan) Governance Framework
- Council Meetings
- Engagement and Consultation
- External Audit
- FCC Web site
- Induction
- Inspectorate Reports
- Internal Audit
- Job Descriptions
- Manager Toolkits
- Member Training
- Monitoring Officer
- Partnership Self Assessments
- Performance Management
- Risk Management
- Scrutiny Framework
- Staff induction
- Your Council newsletter

Mae'r dudalen hon yn wag yn bwrpasol



Audit of the Group Financial Statements 2018-19

Flintshire County Council

Yn dilyn
Tudalen 151

STATEMENT OF ACCOUNTS

DRAFT

2018-19



Date: August 2019

FLINTSHIRE COUNTY COUNCIL

Overall findings

The Auditor General intends to issue an **unqualified audit report** on the 2018-19 group financial statements of Flintshire County Council

Tudalen 152

We concluded that:

- The financial statements were produced to a good standard and were supported by comprehensive working papers.
- There are no uncorrected misstatements.
- There are some issues to report to you, as those charged with governance, prior to their approval.

Auditor General's responsibilities

Responsibility - the Auditor General (Appointed Auditor) is responsible for providing an opinion on the financial statements:

- Give a true and fair view of the financial position.
- Are prepared in accordance with the CIPFA Code of Practice.

Materiality - we adopt a concept of materiality, and are not giving absolute assurance.

- The quantitative materiality determined for audit of the group financial statement is £4.2 million.



Audit Position

Status of the audit

- Tudalen 154
- The financial statements were received on the 7 June 2019, one week earlier than last year and one week before the statutory deadline.
 - The audit was largely completed by 23 August 2019, three weeks earlier than the statutory deadline.
 - The Appointed Auditor will give his audit opinion and certificate following approval by the County Council and receipt of the signed Letter of Representation.

Issues arising from the audit

Property, plant & equipment and investment property

Difficulties were encountered with testing the Council's land and buildings assets resulting in our work taking longer than planned as:

Tudalen 155

- Working papers produced by the Valuation and Estates team were inconsistent and not subject to effective quality assurance checking.
- Errors in the use of source data when producing land and buildings valuations.
- Slow responses to audit queries.

Issues Arising from the Audit

There was one material amendment as a consequence of the 'McCloud' judgement:

- In December 2018, the Court of Appeal ruled against the Government concluding that changes made to pension schemes discriminated against a group of public officers on the grounds of age.
- The cost of providing a remedy to affected employees is likely to be significant for public sector pension schemes.
- The financial impact of this legal judgement has been calculated by the Council in conjunction with the Clwyd Pension Fund Actuary, resulting in an additional liability of £12 million.

The covering report of the Corporate Finance Manager also contains a **number of other non material misstatements that have been corrected by management.**

Independence

We have mitigated the known threats to the independence of the Auditor General and his staff:

Tudalen 157


Our audit plan highlighted that one member of the audit team had a family member employed as a teacher at the Council.

We confirm the team member has not been involved at any work relating to the school or any specific examination of the education service and its payroll transactions.

Looking ahead

The Council is well placed to meet the earlier statutory deadline from 2020-21

- Tudalen 158
- The Council prepared its draft 2018-19 financial statements in advance of the statutory deadline.
 - We'll work with the Council as it plans a 'dry run' in 2019-20 for producing its draft financial statements by 31 May 2020 and concluding our audit by 31 July 2020.

Annual financial statements	Financial statements signed by the responsible finance officer (Section 151 Officer)	Financial statements approved by the Council and published (with the signed audit certificate or an explanation for its absence)
2018-19	15 June 2019	15 September 2019 
2019-20	15 June 2020	15 September 2020 Dry run
2020-21 and thereafter	31 May 2021	31 July 2021

STATEMENT OF ACCOUNTS 2018/19 – SCHEDULE OF AMENDMENTS

The table below summarises the issues arising during the audit of the 2018/19 draft Statement of Accounts and corrections and amendments made as a result, which under ISA 260 should be drawn to the attention of Members. The changes have been made to the final version of the Statement of Accounts.

Amendment / Correction	Reason	Impact on Statement of Accounts
Estimated pension past service cost increased by £10.649m, and pensions assets reduced by £2.054m. Matched with an overall increase in the pension liability recorded in the balance sheet of £12.703m.	The UK government lost its right of appeal against a Judgement known as the 'McCloud' Judgement which will impact on all Public Service Pension Schemes. The ruling found that transitional protections to older members of pension's schemes constituted unlawful age discrimination.	The total Comprehensive Income and Expenditure increased by £12.703m, matched with an increase in the Pension Liability in the Balance Sheet. Corresponding adjustments have been made to the Expenditure and Funding Analysis, the Movement in Reserves Statement, the Cash Flow Statement, the Group Accounts and associated notes.
Surplus Assets were reduced by £0.785m, and Other Land and Buildings by £0.135m in the Balance Sheet.	In reviewing land transactions associated with housing development, 5 land sites were found to have historical valuations included in Surplus Assets / Other Land and Buildings dating back to 2014/15 and 2015/16. These sites have since been developed as new HRA dwellings and have been included in the Council Dwellings figure in 2016/17, 2017/18 and 2018/19. The historical land valuations should have been written out in the year the housing development was accounted for.	Non-current Assets within the Balance sheet have been reduced by £0.920m, matched with an increase in the total Comprehensive Income and Expenditure. Corresponding adjustments have been made to the Expenditure and Funding Analysis, the Movement in Reserves Statement, the Cash Flow Statement, the Group Accounts and associated notes.
Additional Note 43 included to reflect impact of prior period adjustment on the Comprehensive Income and Expenditure Statement and the Expenditure and Funding Analysis.	At the start of the 2018/19 financial year the reporting segments (service portfolios) used to report the Council's revenue budget monitoring position changed to reflect changes in responsibility at Chief Officer Level. Changes to match were made to the financial statements along with the prior year comparators. For completeness and compliance with the Code of Practice the original 2017/18 figures need to be included.	The Expenditure and Funding Analysis, Comprehensive Income and Expenditure Statement and Group Comprehensive Income and Expenditure Statement as stated in Statement of Accounts 2017/18 presented in Note 43 for information. Presentation disclosure only.

Correction of banding in Members' Allowance Note in financial year 2018/19 and 2017/18.	Error in producing the Members' Allowance Note 27.	No other impact on the financial statements. Presentational disclosure only.
Future Capital Commitments – Note 38. Removal of amounts included for Welsh Housing Quality Standard (WHQS), and replace with a narrative statement.	In reviewing the supporting evidence to the note it was found that whilst the Council has strategic plans in place to complete WHQS by 2020, and the Council has tendered and agreed price schedules with contractors it is not financially or contractually committed to the volumes planned.	No other impact on the financial statements. Presentational disclosure only.

Gary Ferguson
Chief Finance Officer
Prif Swyddog Cyllid



Auditor General for Wales,
Wales Audit Office,
24 Cathedral Road,
Cardiff.
CF11 9LJ

Your Ref/Eich Cyl

Our Ref/Ein Cyf

Date/Dyddiad

Ask for/Gofynnwr am

Direct Dial/Rhif Union

Fax/Ffacs

LOR 18.19

11 September 2019

Liz Thomas

01352 702289

Dear Sir,

Representations Regarding the 2018/19 Financial Statements

This letter is provided in connection with your audit of the financial statements (including that part of the Remuneration Report that is subject to audit) of Flintshire County Council and of its Group for the year ended 31 March 2019 for the purpose of expressing an opinion on their truth and fairness and their proper preparation. We confirm that to the best of our knowledge and belief, having made enquiries as we consider sufficient, we can make the following representations to you.

Management Representations

Responsibilities

We have fulfilled our responsibilities for:

- The preparation of the financial statements in accordance with legislative requirements and the Code of Practice on Local Authority Accounting in the United Kingdom 2018-19; in particular the financial statements give a true and fair view in accordance therewith.
- The design, implementation, maintenance and review of internal control to prevent and detect fraud and error.

County Hall, Mold. CH7 6NB
www.flintshire.gov.uk
Neuadd y Sir, Yr Wyddgrug. CH7 6NB
www.siryfflint.gov.uk



The Council welcomes correspondence in Welsh or English
Mae'r Cyngor yn croesawu gohebiaeth yn y Gymraeg neu'r Saesneg

Information Provided

We have provided you with:

- Full access to:
 - all information of which we are aware that is relevant to the preparation of the financial statements such as books of account and supporting documentation, minutes of meetings and other matters;
 - additional information that you have requested from us for the purpose of the audit; and
 - unrestricted access to staff from whom you determined it necessary to obtain audit evidence.
- The results of our assessment of the risk that the financial statements may be materially misstated as a result of fraud.
- Our knowledge of fraud or suspected fraud that we are aware of and that affects Flintshire County Council and involves:
 - management;
 - employees who have significant roles in internal control; or
 - others where the fraud could have a material effect on the financial statements.
- Our knowledge of any allegations of fraud, or suspected fraud, affecting the financial statements communicated by employees, former employees, regulators or others.
- Our knowledge of all known instances of non-compliance or suspected non-compliance with laws and regulations whose effects should be considered when preparing the financial statements.
- The identity of all related parties and all the related party relationships and transactions of which we are aware.

Financial Statement Representations

All transactions, assets and liabilities have been recorded in the accounting records and are reflected in the financial statements.

Significant assumptions used in making accounting estimates, including those measured at fair value, are reasonable.

Related party relationships and transactions have been appropriately accounted for and disclosed.

All events occurring subsequent to the reporting date which require adjustment or disclosure have been adjusted for or disclosed.

All known actual or possible litigation and claims whose effects should be considered when preparing the financial statements have been disclosed to the auditor and accounted for and disclosed in accordance with the applicable financial reporting framework.

The financial statements are free of material misstatements. The effect of the uncorrected misstatements identified during the audit is immaterial, both individually and in the aggregate, to the financial statements taken as a whole.

Representations by Flintshire County Council

We acknowledge that the representations made by management, above, have been discussed with us.

We acknowledge our responsibility for the preparation of true and fair financial statements in accordance with the applicable financial reporting framework. The financial statements were approved by Flintshire County Council on 11 September 2019.

We confirm that we have taken all the steps that we ought to have taken in order to make ourselves aware of any relevant audit information and to establish that it has been communicated to you. We confirm that, as far as we are aware, there is no relevant audit information of which you are unaware.

Signed by:

Signed by:

Gary Ferguson
Corporate Finance Manager (Chief
Finance Officer)

Councillor Marion Bateman
Chair of Flintshire County Council

Date: 11th September 2019

Date: 11th September 2019

Mae'r dudalen hon yn wag yn bwrpasol

SUPPLEMENTARY FINANCIAL INFORMATION TO DRAFT STATEMENT OF ACCOUNTS 2018/19**TABLE 1 - COUNCIL EMPLOYEES**

Post Title	Note	Remuneration (excluding Employers Pension Contributions) £	Employers Pension Contributions £	Annualised Pay (where applicable) £
Senior Manager - Inclusion and Progression		64,295	16,736	
Theatr Clwyd - Executive Director		66,597	16,641	
Theatr Clwyd - Artistic Director		63,499	17,508	
Total		194,391		

TABLE 2 - POSTS COVERED BY INTERIM / TEMPORARY ARRANGEMENTS / CONTRACT

Post Title	Note	Cost £	Theoretical Annual Costs £
Children's Services Social Worker		7,617	60,935
Solicitor		3,837	98,764
Contract & Planning Team Leader - HRA		68,722	68,722
Strategic & Planning Team Leader - HRA		27,361	62,640
Strategic & Planning Team Leader - HRA		19,437	62,764
Development Lead and Delivery Manager for SHARP		27,306	72,016
Trading Standards Officer		2,173	75,658
Environmental Health Officer - Pollution Control		24,272	95,740
Environmental Health Officer - Pollution Control		12,341	77,931
Regeneration Officer		3,672	69,015
Total		196,738	

Please note: Payments shown are made to the organisations employing these individuals. These payments DO NOT reflect the salaries those individuals have been paid by their respective organisations.

SUPPLEMENTARY FINANCIAL INFORMATION TO DRAFT STATEMENT OF ACCOUNTS 2018/19

TABLE 3 - PAYMENTS TO CONSULTANTS AND NON-PERMANENT POSTS 2018/19

Portfolio	Description	Actual Cost Incurred £	Theoretical Annual Costs £
H&A	IT systems related to develop an interface between the Technology Forge system and the P2P Procurement System	9,000	108,000
SS	Care Homes Review - Business diagnostic interviews at care homes, analysis and reports.	1,365	115,400
Total		10,365	

Please note: Payments shown are made to the organisations employing these individuals. These payments DO NOT reflect the salaries those individuals have been paid by their respective organisations.

Eitem ar gyfer y Rhaglen 8



FLINTSHIRE COUNTY COUNCIL

Date of Meeting	Wednesday, 11 th September 2019
Report Subject	Local Democracy & Boundary Commission for Wales Local Review
Report Author	Chief Executive and Chief Officer (Governance)

EXECUTIVE SUMMARY

The Local Democracy & Boundary Commission for Wales has published its draft proposals for Flintshire.

The Commission has proposed changes to the arrangement of local electoral wards to make a step towards achieving electoral parity across the County.

The Commission proposes a council of 65 members. This would be a reduction from the current size of 70 and would achieve an average ratio of 1,836 electors to each member.

The proposals are published per public consultation.

RECOMMENDATIONS

1	That Council advises what process it would like to follow to prepare and approve a response before the end of November.
---	---

REPORT DETAILS

1.00	THE LOCAL DEMOCRACY & BOUNDARY COMMISSION PROPSALS FOR FLINTSHIRE
1.01	The Local Democracy & Boundary Commission for Wales has published its Review of the Electoral Arrangements for the County of Flintshire which sets out its draft proposals for our local electoral wards.
1.02	The initial consultation process took place between November 2018 and January 2019. The Commission had indicated at that time that Flintshire should have a Councillor/electorate ratio of 1:1,895. We currently have electorates of between 1,041 and 4,582.
1.03	During the consultation period we held extensive discussions with Members, including two workshops, a series of drop-in sessions and individual and group discussions, before drafting a response. The County Council approved a response at our meeting on 29 th January.
1.04	Members worked together to make proposals to the Commission for changes which would improve local representation. It was noted that Members representing rural areas had raised concerns that the size and topography of a ward is not taken into account by the Commission in balancing the ratio requirement with the logistics of local representation.
1.05	The Commission received representations from the County Council, 10 town and community councils, 14 county councillors, 6 town and community councillors, the Alyn and Deeside Conservative Association, Bagillt Labour Party and 6 members of the public. The Commission considered the representations before it formulated its own proposals. A summary of these representations can be found at Appendix 5 of the Draft Proposals report (attached).
1.06	<p>The Commission has proposed a change to the arrangement of our electoral wards to achieve what it believes will be “a significant improvement” in the level of electoral parity across the County of Flintshire.</p> <ul style="list-style-type: none">• The Commission has proposed a Council of 65 members - a reduction from the current size of 70. This would result in a proposed county average ratio of 1,836 electors per member.• The Commission has proposed 39 electoral wards - a reduction from the 57 existing wards.• The proposed new wards show less variation from the target ratio of members to electors from the current.

1.07	<p>The Commission has proposed no changes to 14 electoral wards:</p> <ul style="list-style-type: none"> • Broughton North East • Broughton South • Caerwys • Cilcain • Connah's Quay Wepre • Ewloe • Flint Coleshill • Greenfield • Mold Broncoed • Mostyn • Penyffordd • Sealand • Shotton West • Whitford 																																																				
1.08	<p>The Commission is proposing 17 x single member wards, 18 x 2 member wards and 4 x 3 member wards:</p> <table border="1" data-bbox="320 801 1385 2074"> <thead> <tr> <th data-bbox="320 801 1046 853">Ward name</th> <th data-bbox="1046 801 1385 853">Number of members</th> </tr> </thead> <tbody> <tr><td data-bbox="320 853 1046 904">Argoed & New Brighton</td><td data-bbox="1046 853 1385 904">2</td></tr> <tr><td data-bbox="320 904 1046 956">Aston & Hawarden</td><td data-bbox="1046 904 1385 956">2</td></tr> <tr><td data-bbox="320 956 1046 1008">Bagillt</td><td data-bbox="1046 956 1385 1008">2</td></tr> <tr><td data-bbox="320 1008 1046 1059">Broughton North East</td><td data-bbox="1046 1008 1385 1059">1</td></tr> <tr><td data-bbox="320 1059 1046 1111">Broughton South</td><td data-bbox="1046 1059 1385 1111">2</td></tr> <tr><td data-bbox="320 1111 1046 1162">Brynford & Halkyn</td><td data-bbox="1046 1111 1385 1162">2</td></tr> <tr><td data-bbox="320 1162 1046 1214">Buckley Bistre</td><td data-bbox="1046 1162 1385 1214">3</td></tr> <tr><td data-bbox="320 1214 1046 1265">Buckley Mountain & Pentrobin</td><td data-bbox="1046 1214 1385 1265">3</td></tr> <tr><td data-bbox="320 1265 1046 1317">Caergwrle</td><td data-bbox="1046 1265 1385 1317">1</td></tr> <tr><td data-bbox="320 1317 1046 1368">Caerwys</td><td data-bbox="1046 1317 1385 1368">1</td></tr> <tr><td data-bbox="320 1368 1046 1420">Cilcain</td><td data-bbox="1046 1368 1385 1420">1</td></tr> <tr><td data-bbox="320 1420 1046 1471">Connah's Quay Central</td><td data-bbox="1046 1420 1385 1471">2</td></tr> <tr><td data-bbox="320 1471 1046 1523">Connah's Quay Golftyn</td><td data-bbox="1046 1471 1385 1523">2</td></tr> <tr><td data-bbox="320 1523 1046 1574">Connah's Quay South</td><td data-bbox="1046 1523 1385 1574">2</td></tr> <tr><td data-bbox="320 1574 1046 1626">Connah's Quay Wepre</td><td data-bbox="1046 1574 1385 1626">1</td></tr> <tr><td data-bbox="320 1626 1046 1677">Ewloe</td><td data-bbox="1046 1626 1385 1677">2</td></tr> <tr><td data-bbox="320 1677 1046 1729">Flint Castle</td><td data-bbox="1046 1677 1385 1729">1</td></tr> <tr><td data-bbox="320 1729 1046 1780">Flint Coleshill</td><td data-bbox="1046 1729 1385 1780">2</td></tr> <tr><td data-bbox="320 1780 1046 1832">Flint Oakenholt & Trelawny</td><td data-bbox="1046 1780 1385 1832">3</td></tr> <tr><td data-bbox="320 1832 1046 1883">Greenfield</td><td data-bbox="1046 1832 1385 1883">1</td></tr> <tr><td data-bbox="320 1883 1046 1935">Gwernaffield & Gwernymynydd</td><td data-bbox="1046 1883 1385 1935">2</td></tr> <tr><td data-bbox="320 1935 1046 1986">Higher Kinnerton & Hope</td><td data-bbox="1046 1935 1385 1986">2</td></tr> <tr><td data-bbox="320 1986 1046 2038">Holywell</td><td data-bbox="1046 1986 1385 2038">3</td></tr> <tr><td data-bbox="320 2038 1046 2089">Leeswood</td><td data-bbox="1046 2038 1385 2089">1</td></tr> <tr><td data-bbox="320 2089 1046 2141">Llanasa & Trelawnyd</td><td data-bbox="1046 2089 1385 2141">2</td></tr> </tbody> </table>	Ward name	Number of members	Argoed & New Brighton	2	Aston & Hawarden	2	Bagillt	2	Broughton North East	1	Broughton South	2	Brynford & Halkyn	2	Buckley Bistre	3	Buckley Mountain & Pentrobin	3	Caergwrle	1	Caerwys	1	Cilcain	1	Connah's Quay Central	2	Connah's Quay Golftyn	2	Connah's Quay South	2	Connah's Quay Wepre	1	Ewloe	2	Flint Castle	1	Flint Coleshill	2	Flint Oakenholt & Trelawny	3	Greenfield	1	Gwernaffield & Gwernymynydd	2	Higher Kinnerton & Hope	2	Holywell	3	Leeswood	1	Llanasa & Trelawnyd	2
Ward name	Number of members																																																				
Argoed & New Brighton	2																																																				
Aston & Hawarden	2																																																				
Bagillt	2																																																				
Broughton North East	1																																																				
Broughton South	2																																																				
Brynford & Halkyn	2																																																				
Buckley Bistre	3																																																				
Buckley Mountain & Pentrobin	3																																																				
Caergwrle	1																																																				
Caerwys	1																																																				
Cilcain	1																																																				
Connah's Quay Central	2																																																				
Connah's Quay Golftyn	2																																																				
Connah's Quay South	2																																																				
Connah's Quay Wepre	1																																																				
Ewloe	2																																																				
Flint Castle	1																																																				
Flint Coleshill	2																																																				
Flint Oakenholt & Trelawny	3																																																				
Greenfield	1																																																				
Gwernaffield & Gwernymynydd	2																																																				
Higher Kinnerton & Hope	2																																																				
Holywell	3																																																				
Leeswood	1																																																				
Llanasa & Trelawnyd	2																																																				

	Mancot & Queensferry	2		
	Mold Broncoed	1		
	Mold East	1		
	Mold South	1		
	Mold West	1		
	Mostyn	1		
	Northop & Northop Hall	2		
	Penyffordd	2		
	Saltney	2		
	Sealand	1		
	Shotton East & Higher	2		
	Shotton West	1		
	Treuddyn	1		
	Whitford	1		
1.09	<p>A reduction in 5 wards is proposed:-</p> <ul style="list-style-type: none"> • The disaggregation of Llanfynydd between the neighbouring Caergwrle, Leeswood and Treuddyn wards. • The amalgamation of the current Aston and Hawarden wards - which between them have three Members - into a new ward called 'Aston and Hawarden' which will have two Members. • The reorganisation of the four Buckley wards - which are currently represented by seven Members - into two new wards 'Buckley Bistre' and 'Buckley Mountain and Pentrobin', both of which would have three Members. • The amalgamation of the current Ffynnongroyw, Gronant and Trelawnyd & Gwaenysgor wards - which between them have three Members - into a new ward called 'Llanasa & Trelawnyd' which would have two Members. • The amalgamation of the Mancot and Queensferry wards - which currently have two and one representatives respectively - into one 'Mancot & Queensferry' ward with two Members. 			
1.10	<p>The following table shows the current wards alongside the proposed wards. Those names in bold are the proposed names of wards. Whilst most proposals are for the amalgamation of wards with broadly similar boundaries to the present, the Commission has accepted many of the Council's suggestions for some slight amendments, mostly in our County towns.</p>			
1.11	Current Ward	Number of members	Proposed Ward	Number of members
	Argoed	1	See below	
	New Brighton	1	Argoed & New Brighton	2
	Aston	2	See below	
	Hawarden	1	Aston & Hawarden	2

Bagillt East	1	See below	
Bagillt West	1	Bagillt	2
Broughton North East	1	No change	1
Broughton South	2	No change	2
Brynford	1	See below	
Halkyn	1	Brynford & Halkyn	2
Buckley Bistre East	2	See below	
Buckley Bistre West	2	Buckley Bistre	3
Buckley Mountain	1	See below	
Buckley Pentrobin	2	Buckley Mountain & Pentrobin	3
Caergwrle	1	Caergwrle (incorporating the Cefn y Bedd and Cymau wards of Llanfynydd)	1
Caerwys	1	No change	1
Cilcain	1	No change	1
Connah's Quay Central	2	Slight change as proposed by Council	2
Connah's Quay Golftyn	2	Slight change as proposed by Council	2
Connah's Quay South	2	Slight change as proposed by Council	2
Connah's Quay Wepre	1	No change	1
Ewloe	2	No change	2
Flint Castle	1	Slight change as proposed by Council	1
Flint Coleshill	2	No change	2
Flint Oakenholt	1	See below	
Flint Trelawny	2	Flint Oakenholt & Trelawny	3
Greenfield	1	No change	1
Gwernaffield	1	See below	
Gwernymynydd	1	Gwernaffield & Gwernymynydd	2
Higher Kinnerton	1	See below	
Hope	1	Higher Kinnerton & Hope	2
Holywell Central	1	See below	
Holywell East	1	See below	
Holywell West	1	Holywell	3
Leeswood	1	Leeswood (Incorporating the Pontybodkin ward of Llanfynydd)	1
Gronant	1	See below	
Ffynnongroyw	1	See below	

	Trelawnyd & Gwaenysgor	1	Llanasa & Trelawnyd	2
	Mancot	2	See below	
	Queensferry	1	Mancot & Queensferry	2
	Llanfynydd	1	The areas which formed this ward are to be disaggregated to the new Caergwrle, Leeswood and Treuddyn	
	Mold Broncoed	1	No change	1
	Mold East	1	Slight change as proposed by Council	1
	Mold South	1	Slight change as proposed by Council	1
	Mold West	1	Slight change as proposed by Council	1
	Mostyn	1	No change	1
	Northop	1	See below	
	Northop Hall	1	Northop & Northop Hall	2
	Penyffordd	2	No change	2
	Saltney Mold Junction	1	See below	
	Saltney Stonebridge	1	Saltney	2
	Sealand	1	No change	1
	Shotton East	1	See below	
	Shotton Higher	1	Shotton East & Higher	2
	Shotton West	1	No change	1
	Treuddyn	1	Treuddyn (incorporating the Ffrith ward of Llanfynydd)	1
	Whitford	1	No change	1
	Number of members	70	Number of Members	65
1.12	The full list of proposed wards is shown in Appendix A (see Appendix 3 in the Commission report). This shows the 14 unchanged wards together with the Commission's proposals for each ward, the 2018 electorate, the projected electorate for 2023, and the variances from the County average.			
1.13	The Council needs to advise on the process it would like to follow for considering the proposals and approving a response to the consultation.			
1.14	At Stage Three the Commission will prepare a Final Proposals Report which will be submitted to Welsh Government in 2020 along with those for all other councils in Wales. Welsh Government will consider these proposals at Stage Four of the process. After six weeks, the Welsh Government may make an Order and there will be a further opportunity to write to Welsh Government with comments. The final Stage of the Review will be the electoral arrangements coming into force for the next local government elections in 2022.			

2.00	RESOURCE IMPLICATIONS
2.01	A reduction in the number of members will result in a reduction in the budget required for Members' salaries.

3.00	CONSULTATIONS REQUIRED / CARRIED OUT
3.01	This report has been drafted as part of the Council's response to consultation by the Local Democracy & Boundary Commission on their proposals for Flintshire.

4.00	RISK MANAGEMENT
4.01	None specifically from this consultation.

5.00	APPENDICES
5.01	<p>Appendix A: Local Democracy & Boundary Commission for Wales – details of Flintshire proposals</p> <p>Appendix B: Draft Proposals Report- Local Democracy & Boundary Commission for Wales Review of the Electoral Arrangements for Flintshire. https://ldbc.gov.wales/reviews/08-19/flintshire-draft-proposals</p>

6.00	LIST OF ACCESSIBLE BACKGROUND DOCUMENTS
6.01	<p>Electoral Reviews: Policy and Practice document 2016 http://ldbc.gov.wales/reviews/electoralelectoralreviews/58417614/?lang=en Local Democracy and Boundary Commission for Wales Presentation to County Council on Tuesday 23 October 2018 Email from the Democratic Services Manager to all Members dated Wednesday 31 October 2018. Officer's suggestions and Member representations circulated at the workshop on Wednesday 9 January 2019. Email from the Democratic Services Manager to all Members dated Monday 14 January 2019. Report of the Chief Executive and Chief Officer (Governance) <i>Flintshire Electoral Review</i>, County Council 29th January 2019 Minute number 90 of County Council, <i>Flintshire Electoral Review</i>, 29th January 2019</p>

	<p>Contact Officer: Robert Robins, Democratic Services Manager Telephone: (01352) 702320 E-mail: robert.robins@flintshire.gov.uk</p>
--	--

7.00	GLOSSARY OF TERMS
7.01	<p>Local Democracy and Boundary Commission for Wales: The role of the Commission is to keep under review all local government areas in Wales, and the electoral arrangements for the principal areas, and to make such proposals to the Welsh Government as seem desirable in the interests of effective and convenient local government.</p> <p>Local Government (Democracy) Wales Act 2013: An Act of the National Assembly for Wales to make provision about the constitution and functions of the Local Democracy and Boundary Commission for Wales; to make various provisions relating to local government; and for connected purposes.</p> <p>Electoral Review: A review of electoral arrangements for a local authority area.</p> <p>Council Size Methodology: A model the Commission has adopted for determining the size of Councils.</p> <p>Assessment: The programme is based upon the base data in the assessment table but moving principal councils up or down the order to take into consideration the former Cabinet Secretary's desire for review of certain councils to be undertaken first.</p>

**FLINTSHIRE COUNTY COUNCIL
PROPOSED COUNCIL MEMBERSHIP**

No.	NAME	DESCRIPTION	No. OF COUNCILLORS	ELECTORATE 2018	2018 RATIO	% variance from County average	ELECTORATE 2023	2023 RATIO	% variance from County average
1	Argoed and New Brighton	The Community of Argoed	2	4,564	2,282	24%	4,856	2,428	27%
2	Aston and Hawarden	The Aston and Hawarden wards of the Community of Hawarden	2	4,151	2,076	13%	4,174	2,087	9%
3	Bagillt	The Community of Bagillt	2	3,201	1,601	-13%	3,269	1,635	-15%
4	Broughton North East	the North East ward of the Community of Broughton & Bretton	1	1,693	1,693	-8%	1,706	1,706	-11%
5	Broughton South	The South ward of the Community of Broughton & Bretton	2	3,350	1,675	-9%	3,359	1,680	-12%
6	Brynford and Halkyn	The Communities of Brynford and Halkyn	2	3,173	1,587	-14%	3,239	1,620	-15%
7	Buckley Bistre	The Bistre East and Bistre West wards of the Town of Buckley	3	5,851	1,950	6%	6,337	2,112	10%
8	Buckley Mountain and Pentrobin	The Buckley Mountain and Buckley Pentrobin ward of the Town of Buckley	3	6,753	2,251	23%	6,910	2,303	20%
9	Caergwrie	The Caergwrie ward of the Community of Hope and the Cefn y Bedd and Cymau wards of the Community of Llanfynydd	1	2,027	2,027	10%	2,040	2,040	7%
10	Caerwys	The Town of Caerwys and the Community of Ysceifiog	1	2,018	2,018	10%	2,176	2,176	14%
11	Cilcaen	The Communities of Cilcaen and Nannerch	1	1,526	1,526	-17%	1,547	1,547	-19%
12	Connah's Quay Central	The Central ward of the Town of Connah's Quay	2	3,509	1,755	-4%	N/A	N/A	N/A
13	Connah's Quay Golflyn	The Golflyn ward of the Town of Connah's Quay	2	3,716	1,858	1%	N/A	N/A	N/A
14	Connah's Quay South	The South ward of the Town of Connah's Quay	2	3,714	1,857	1%	N/A	N/A	N/A
15	Connah's Quay Wepre	The Wepre ward of the Town of Connah's Quay	1	1,738	1,738	-5%	1,740	1,740	-9%
16	Ewloe	The Ewloe ward of the Community of Hawarden	2	4,310	2,155	17%	4,399	2,200	15%
17	Flint Castle	The Castle ward of the Town of Flint	1	1,772	1,772	-4%	N/A	N/A	N/A
18	Flint Coleshill	The Coleshill ward of the Town of Flint	2	3,058	1,529	-17%	3,204	1,602	-16%
19	Flint Oakenholt and Trelawny	The Oakenholt and Trelawny wards of the Town of Flint	3	4,806	1,602	-13%	N/A	N/A	N/A
20	Greenfield	The Greenfield ward of the Town of Holywell	1	2,014	2,014	10%	2,047	2,047	7%
21	Gwernaffield and Gwernymynydd	The Communities of Gwernaffield, Gwernymynydd and Necrwys	2	3,030	1,515	-17%	3,079	1,540	-20%
22	Higher Kinnerton and Hope	The Community of Higher Kinnerton and the Hope ward of the Community of Hope	2	3,363	1,682	-8%	3,539	1,770	-8%
23	Holywell	The Central, East and West wards of the Town of Holywell	3	4,634	1,545	-16%	4,929	1,643	-14%
24	Leeswood	The Community of Leeswood and the Pontybodkin ward of the Community of Llanfynydd	1	1,822	1,822	-1%	1,874	1,874	-2%
25	Llanasa and Trelawnyd	The Communities of Llanasa and Gwaenysgor and Trelawnyd	2	4,202	2,101	14%	4,371	2,186	14%
26	Mancot and Queensferry	The Community of Queensferry and the Mancot ward of the Community of Hawarden	2	4,152	2,076	13%	4,210	2,105	10%
27	Mold Broncoed	The Broncoed ward of the Town of Mold	1	2,096	2,096	14%	2,319	2,319	21%
28	Mold East	The East ward of the Town of Mold	1	2,018	2,018	10%	N/A	N/A	N/A
29	Mold South	The South ward of the Town of Mold	1	1,923	1,923	5%	N/A	N/A	N/A
30	Mold West	The West ward of the Town of Mold	1	1,802	1,802	-2%	N/A	N/A	N/A
31	Mostyn	The Community of Mostyn	1	1,464	1,464	-20%	1,478	1,478	-23%
32	Northop and Northop Hall	The Communities of Northop and Northop Hall	2	3,879	1,940	6%	4,036	2,018	5%
33	Penyffordd	The Community of Penyffordd	2	3,519	1,760	-4%	3,673	1,837	-4%
34	Saltney	The Town of Saltney	2	3,826	1,913	4%	3,947	1,974	3%
35	Sealand	The Community of Sealand	1	2,149	2,149	17%	2,899	2,899	51%
36	Shotton East and Higher	The East and Higher wards of the Town of Shotton	2	3,193	1,597	-13%	3,216	1,608	-16%

Appendix A

17500001

**FLINTSHIRE COUNTY COUNCIL
PROPOSED COUNCIL MEMBERSHIP**

No.	NAME	DESCRIPTION	No. OF COUNCILLORS	ELECTORATE 2018	2018 RATIO	% variance from County average	ELECTORATE 2023	2023 RATIO	% variance from County average
37	Shotton West	The West ward of the Town of Shotton	1	1,600	1,600	-13%	1,612	1,612	-16%
38	Treuddyn	The Community of Treuddyn and the Ffrith ward of the Community of Llanfynydd	1	1,826	1,826	-1%	1,938	1,938	1%
39	Whitford	The Community of Whitford	1	1,919	1,919	5%	2,033	2,033	6%
TOTAL:			65	119,361	1,836		124,445	1,915	

Ratio is the number of electors per councillor
Electoral figures supplied by Flintshire County Council

2018

2023

Greater than + or - 50% of County average

0 0.0%

N/A N/A

Between + or - 25% and + or - 50% of County average

0 0.0%

N/A N/A

Between + or - 10% and + or - 25% of County average

19 48.7%

N/A N/A

Between 0% and + or - 10% of County average

20 51.3%

N/A N/A

Judean 176

Eitem ar gyfer y Rhaglen 9



FLINTSHIRE COUNTY COUNCIL

Date of Meeting	Wednesday, 11 September 2019
Report Subject	Deposit Flintshire Local Development Plan: Confirming Renewable Energy Local Areas of Search
Report Author	Chief Officer (Planning, Environment and Economy)

EXECUTIVE SUMMARY

The Welsh Government has defined its vision in relation to delivering clean growth and the decarbonisation of energy and has set targets for the generation of renewable energy. With the publication of the latest version of national planning guidance (Planning Policy Wales Edition 10) (PPW) the Welsh Government has also made clear the expectations it has for the role that the planning system should play to help ensure the delivery of these targets. This encourages local authorities to take an active, leadership approach by identifying challenging but achievable targets in their development plans, seeking to maximise the deliverable capacity for renewable energy, and to define policies in development plans to give spatial expression to this.

In order to try to assess the capacity for renewable energy generation in Flintshire, a Renewable Energy Assessment has been carried out to both inform this calculation, as well as define Areas of Search for renewables in the County, that amount to no more than least constrained areas of the County where policies in the Local Development Plan (LDP) guide potential developers of renewable energy to consider these areas first, before other areas.

The definition of these areas was 'work in progress' at the time the Council approved the deposit LDP to go out for public consultation at its meeting held on 23rd July 2019, with the specific need to subsequently approve these Search Areas deferred until this meeting.

This report presents the outputs of the Renewable Energy Assessment and how these have been used to define a number of Indicative Local Search Areas (ILSA) to be shown on the Deposit LDP proposals map. These outputs are supported by a detailed background paper that explains the REA process and how the outputs have been derived, as well as their status. A series of maps also accompany the REA to illustrate the sequential process used to 'filter' renewable potential based on defined constraints, to arrive at the least constrained areas of Flintshire, defined as the ILSAs.

RECOMMENDATIONS

1	That Members approve the Indicative Local Search Areas for renewable energy to be shown on the proposals map as part of the Deposit LDP public consultation.
2	That Members approve the amendments to deposit LDP policy EN13 Renewable and Low Carbon Energy Development highlighted in this report.
3	That Members authorise the Chief Officer (Planning, Economy and Environment) to make any additional minor wording, grammar, editorial or cartographic changes to the Deposit LDP which may arise or be necessary prior to formal consultation to ensure consistency with the ongoing LDP evidence base and to assist final presentation of the Plan.

REPORT DETAILS

1.00	EXPLAINING THE APPROACH TO DEFINING LOCAL SEARCH AREAS
1.01	<p>The Welsh Government has set targets for the generation of renewable energy:</p> <ul style="list-style-type: none"> • For Wales to generate 70% of its electricity consumption from renewable energy by 2030; • For one Gigawatt of renewable electricity in Wales to be locally owned by 2030; and • For new renewable energy projects to have at least an element of local ownership by 2020. <p>Whilst these represent a clearly defined vision within PPW, these targets (other than for wind at the strategic scale) lack an empirical basis or assessment of the level of capacity in Wales to deliver on these. As PPW intimates, this is left to the planning system at the local level to play an “active role” to help ensure the delivery of these targets, encouraging local authorities to take an active, leadership approach by identifying challenging but achievable targets in development plans. PPW suggests that to set such targets, this should be expressed as an absolute energy installed capacity figure, calculated from the resource potential of the area. The ‘scale’ of this resource is derived from the outputs of a Renewable Energy Assessment (REA), which follows a methodology set out in the <i>Welsh Government Practice Guidance: Planning for Renewable and Low Carbon Energy – A Toolkit for Planners</i>.</p>
1.02	<p>Fortunately Flintshire is already a contributor to the targets set out above with existing private and local authority developed solar farms, and proposals for two further Council developed solar farms allocated in the deposit LDP. In addition, significant heat potential exists from a large energy from waste plant at Parc Adfer on Deeside, which has been developed for a consortium of local authorities in North Wales led by Flintshire, to deal with the cumulative residual waste from these authorities. Notwithstanding this and the lack of detailed national guidance about the existing capacity to</p>

	<p>achieve the national renewable targets, the Council has carried out a REA in accordance with the Welsh Government toolkit. The Council have also been provided with significant guidance from officers at Powys County Council who have developed expertise in the application of the toolkit and the consideration of the resultant REA at their LDP examination, working with the same consultants AECOM who developed the REA for Powys, and in fact who also developed the toolkit for Welsh Government.</p>
1.03	<p>PPW encourages the opportunities to enable renewable energy to be maximized and encourages the conversion of REA findings into policy to not be too locally constrained or limited to a local energy need, as the targets set for renewable energy by Welsh Government are national targets which all local authorities in Wales are required to contribute to meeting. PPW goes on to state that local authorities should use the evidence from the REA to establish spatial policies in their development plans to show the most appropriate locations for renewables development where once defined, “there should be a presumption in favour of development in identified areas, an acceptance of landscape change, with clear criteria-based policies setting out detailed locational issues to be considered at the planning application stage”.</p>
1.04	<p>The deposit LDP has already defined its approach to the encouragement of the development of renewable energy with policies EN12 and EN13 included in the deposit LDP and already considered by Members at its meeting held on 23rd July 2019. Policy EN13 in particular made reference to areas of search but at the time these had not been defined on the proposals map as the REA was still ongoing at that time. The issue of confirming the areas of search was deferred to this meeting therefore. An amended version of policy EN13 is attached as appendix 1 to this report, with the amendments (mainly contextual) resulting from the outputs of the REA, and Members are requested to agree the revised policy wording, along with the proposed areas of search.</p>
1.05	<p>In terms of the REA outputs, whilst (as per PPW) the assessment has looked at the potential for a range of renewable technologies, it is the potential for wind and solar farms that has the most significant spatial implications as well as the range of other relevant material considerations that apply to the consideration of these types of renewable development. Of the two, wind in particular has by far the most significant visual and landscape impacts and these require careful consideration, hence the assessment criteria contained in policy EN13 which apply to all renewable development. This is relevant as whilst PPW encourages a ‘presumption in favour’ to be applied to local search areas, the Local Planning Authority still has to consider applications for renewables (up to 10MW) and weigh their impacts in the planning balance.</p>
1.06	<p>In essence the REA process is a technical ‘sieve mapping’ exercise carried out using a GIS system that produces a sequence of progressively filtered maps to arrive at the least constrained areas of Flintshire where solar or wind potential may be considered. Links to the REA maps for wind (Maps W1-3) and solar PV (Maps S1-5) are appended to this report (appendix 2) with each map essentially illustrating the sequence of filtering as follows:</p> <ul style="list-style-type: none"> • Map 1 – unconstrained total resource; • Map 2 – identified statutory and strategic constraints;

	<ul style="list-style-type: none"> • Map 3 – remaining least constrained resource after applying statutory and strategic constraints; • Map 4 – Local constraints; • Map 5 – Remaining resource after applying all constraints. <p>Critical to this process are the statutory constraints (Map 2) and local constraints (Map 4) that are progressively applied to the initial unconstrained resource, to arrive at the least constrained areas (Map 5) that have then been used to define local search areas. The key to Maps 2 and 4 highlight the individual constraints applied, and these are also appended to the supporting background paper attached as appendix 3 to this report.</p>
1.07	<p>In terms of the potential for onshore wind farms, based on the assumptions applied in the REA assessment and relevant constraints there were no remaining unconstrained areas of land identified for wind installations of greater than 5MW installed capacity. This is primarily driven by the application of a combination of three nationally important strategic constraints, the MoD military low fly zones and principally the NATS air traffic control safeguarding area, which blankets the entire County given proximity to a number of airports and flightpaths, together with the presence of the Clwydian Range AONB and the outward looking buffer of 3.5km, which was applied due to the duty to have regard to the purposes and designation of the protected landscape. As a consequence, it has not been possible to define Local Search Areas for onshore wind technologies of 5MW or above for Local Authority-wide scale developments, and the assessment for wind has not proceeded beyond Map 3 therefore. This is significant as notwithstanding the Welsh Government’s desire to maximise renewable potential, clear constraints exist that weigh in the planning balance against proactively identifying areas of search for wind.</p>
1.08	<p>For solar PV farms, based on the assumptions and constraints applied in the REA, least constrained areas of land were identified across the County (Map S5). From this distribution, the most concentrated least constrained land parcels were grouped into 18 initial Indicative Local Search Areas (ILSA) that could be identified for solar PV farm installations of 5MW and above in installed capacity to be identified on the deposit LDP proposals map to be taken forward for consultation (See Link to Map S5a Proposed Solar ILSAs in appendix 4).</p>
1.09	<p>At this phase of assessment, these areas could be said to represent the maximum indicative potential from the least constrained areas of Flintshire having applied the Toolkit approach and specified statutory and local constraints. That said, it would still be possible to consider proposals outside these ILASs subject to suitable justification and mitigation and LDP policy EN13 allows for this. For example whilst flood risk has been identified as a constraining factor for Deeside and along the industrialised coast in Flintshire, conversely this is where one might otherwise expect there to be most significant potential for solar PV to exist, particularly given the community and economic benefits of locating solar PV development there, that would result.</p>
1.10	<p>These initial ILSAs for solar PV farm potential need to be shown on the deposit LDP proposals map for the purposes of consultation and Members are requested to approve the areas identified on Map S5a attached to this report. This will allow comments to be made and considered about the areas and their extent. The REA report will also be made available for the</p>

	consultation along with all of the output maps referenced above, and the report will also provide an initial calculation of the maximum energy (MWh) potential of the cumulative ILSAs, prior to further work being done to potentially refine these areas and their realistic energy generating potential.
1.11	<p>In terms of the context and status of the REA outputs and the proposed solar ILSAs, it is important that Members are clear on what these areas are, or rather are not. In Terms of what the REA and ILSAs represent:</p> <p>The REA IS NOT:</p> <ul style="list-style-type: none"> • A series of planning applications for renewable technology; • A series of allocations or designations specifically promoting renewable technologies; • The likely maximum extent of renewable development; • A definitive or realistic expression of the capacity for renewable energy in the County. <p>In contrast, the REA IS:</p> <ul style="list-style-type: none"> • A strategic high level document following a technical sieve mapping exercise based on a range of assumptions; • Provides guidance as to what each local authority across Wales <u>could contribute</u> towards National Targets across a wide range of renewable and low carbon technologies.
1.12	<p>In summary therefore, despite what PPW encourages in terms of the status of ILSAs, in the context of the stage reached with the Flintshire REA, ILSAs DO NOT mean an automatic presumption in favour of renewable energy development. This is because the areas identified are the ‘smoothed’ outputs from the REA and have been identified as those parts of the County <u>least constrained</u> by following the steps in the guidance published by the Welsh Government. They have not yet been subject to further assessment and refinement, for example by carrying out a landscape assessment of the ILSAs to determine the degree of landscape impact that development of renewables in each area would have. Policy EN13 has criteria to require this and other assessments to be undertaken for all renewable development. Also, development proposals could come forward outside ILSAs subject to satisfying policy requirements and other material considerations. ILSAs are therefore the first place to look, but not the only place to look.</p>

2.00	RESOURCE IMPLICATIONS
2.01	A budget and reserves have been committed which through judicious monitoring and use, are currently sufficient to complete the LDP. This does depend on matters beyond the Council’s control, principally the length of and cost of the Examination and Inspectors fees. This budget will continue to be closely monitored.

3.00	CONSULTATIONS REQUIRED / CARRIED OUT
3.01	Six week public consultation period required following approval of the Deposit Plan by Cabinet and Full Council. To begin on 30th September 2019.

4.00	RISK MANAGEMENT
4.01	<p>It is extremely important that the plan is approved to go out for public consultation, to allow the Council to meet its obligations under the Planning and Compulsory Purchase Act 2004 and to maintain progress in line with the Council's approved Delivery Agreement (May 2019). Whilst some Members will have concerns, particularly those with sites in their area, there are significant risks and repercussions for the Council if this final part of the deposit Plan is objected to by Members and/or not approved by full Council for consultation.</p> <p>These include:</p> <ul style="list-style-type: none"> • Further delays and slippage with the timetable; • The Minister's most recent letter to the Council about the timetable, and the prospect of the Minister using her powers to intervene in the LDP process, with the Council losing control over the plan; • Continuing vulnerability to speculative development and the prospect of more sites being approved on appeal; • If objecting to sites, the need to identify sound planning reasons why sites are not appropriate or sound, and also what is a suitable alternative site to allocate and where? <p>It is also likely that Members have already, or will be lobbied by the public, as the Plan essentially became public by being subject of the County Council meeting agenda considered on 23rd July 2019. In order to allow the public to make comments on the Plan, it must first be approved by the Council and so the best response that Members can give their communities is to approve the Plan to allow the consultation to take place.</p>

5.00	APPENDICES
5.01	<p>Appendix 1 Revised LDP policy EN13 (attached to this report)</p> <p>Appendix 2 REA output maps accessible via the following links:</p> <p>Wind:</p> <p>Map W1 unconstrained resource</p> <p>Map W2 statutory and strategic constraints</p> <p>Map W3 remaining least constrained resource after strategic constraints applied</p> <p>Solar PV:</p> <p>Map S1 unconstrained resource</p> <p>Map S2 statutory and strategic constraints</p> <p>Map S3 remaining least constrained resource after strategic constraints applied</p> <p>Map S4 local constraints</p> <p>Map S5 remaining least constrained resource after applying all constraints</p> <p>Map S6 remaining least constrained resource after applying all constraints within 10km of at least a 33kV electricity line</p> <p>Appendix 3 Renewable Energy Background paper (attached to this report)</p>

	<p>Appendix 4 LDP Indicative Local Search Areas accessible via the following link: Map S5a ILSAs</p> <p><i>NB: If Members press and hold on any of the above links a dialogue window will appear allowing an option to open [any map] in a new tab to be selected.</i></p>
--	---

6.00	LIST OF ACCESSIBLE BACKGROUND DOCUMENTS
6.01	<p>Contact Officer: Andy Roberts, Service Manager Strategy Telephone: 01352 703211 E-mail: andy.roberts@flintshire.gov.uk</p>

7.00	GLOSSARY OF TERMS
7.01	<p>Deposit Plan – Formal version of the LDP representing the Council’s final draft plan, to be deposited or made available for formal public consultation.</p> <p>Examination in Public – Where a Planning Inspector appointed by the Welsh Government formally examines the LDP to determine its degree of compliance with the tests of soundness.</p> <p>Renewable Energy Assessment (REA) – An assessment of the least constrained areas of the County for their potential to accommodate renewable energy development (primarily wind or solar).</p> <p>Megawatt (MW) – Standard measure of the amount of power generated from renewable energy technologies.</p> <p>Indicative Local Search Area (ILSA) – Least constrained areas of the County where developers of renewable energy schemes should look first before considering other location. Referred to in LDP policy EN13.</p> <p>Geographic Information System (GIS) – Computer based mapping system</p> <p>National Air Traffic Service (NATS) – UK wide air traffic control service monitoring air traffic and safety in all UK airspace.</p>

Mae'r dudalen hon yn wag yn bwrpasol

EN13: Renewable and Low Carbon Energy Development

Renewable or low carbon energy generation development may be permitted:

- a. For large scale solar PV farms (5 MW and above) within the Solar Indicative Local Search Areas identified on the proposals map;
- b. For small scale and/or community based proposals (less than 5MW) for wind, solar, biomass, energy from waste, anaerobic digestion and hydropower in appropriate locations;

subject to satisfying the relevant policy tests below.

Land is specifically allocated for solar PV farms at Crumps Yard, Connah's Quay and at Castle Park, Flint, as shown on the proposals map.

All renewable or low carbon energy proposals will be permitted provided that:

- i. the development does not prejudice the purpose of the ILSAs to maximise opportunities for large scale solar PV development;
- ii. the siting, design, layout, type of installation and materials used do not have a significant adverse effect on the character and features of the proposed location;
- iii. there would not be unacceptable loss of public amenity or accessibility to the area;
- iv. the impact of the development upon agriculture, forestry, recreation and other land uses is minimised to permit existing uses to continue unhindered;
- v. there would be no individual or cumulative significant adverse effect on the landscape, particularly the AONB and its setting;
- vi. any associated ancillary buildings or structures are sensitively sited and designed to minimize their impact on the character and quality of the locality;
- vii. in sensitive areas where above ground connections will have an unacceptable adverse effect on the landscape, connection lines and pipes should be located underground;
- viii. adequate provision has been made in the scheme for the restoration and aftercare of the site on the cessation of use.

In the case of wind energy proposals:

- i. the turbines are appropriately designed so as to avoid, or mitigate against, unacceptable environmental impacts, including noise, light reflection and shadow flicker;
- ii. sufficient steps are taken to avoid or, where possible, to mitigate electro-magnetic interference to any existing transmitting or receiving systems.

Proposals on land not identified within the Indicative Local Search Areas may still be considered, dependent on the technology proposed, its scale, location, and degree of compliance with the above criteria, particularly where proposals would have a demonstrably positive community or economic benefit.

- 12.46 The Council has undertaken a Renewable Energy Assessment (REA), in line with the Welsh Government guidance to identify the potential for renewable energy generation. This will help work towards achieving the Welsh Governments targets for Renewable Energy Generation as set out in para 5.7.16 of PPW10 and also contribute to reducing carbon emissions.

- 12.47 In relation to the development of wind farms, the County does not fall within one of the Strategic Search Areas (SSAs) identified by Welsh Government on the basis of substantial empirical research, and considered to be the most appropriate locations for strategic scale on-shore wind farm development (over 25MW (megawatts)). The REA has therefore focused on the potential for identifying Indicative Local Search Areas (ILSA) which are suitable to accommodate large scale wind farms of 5MW and above. Having carried out the REA assessment in line with the Welsh Government Toolkit and applying statutory and local constraints, there are no ILSAs for wind farms identified on the proposals map due to the extent of a number of nationally strategic constraints including the NATS Aviation Radar Safeguarding Zone constraint.
- 12.48 In relation to solar, the County has seen in recent years a number of proposals for large scale solar farm developments. The REA has focused on the potential for identifying ILSAs which are suitable to accommodate solar farms of 5MW and above. The REA has adopted the same Toolkit based GIS mapping assessment as for wind. From this assessment, 18 initial ILSAs have been identified for solar potential and are shown on the proposals map. Although the REA has focussed on wind and solar as the two primary technologies with the greatest spatial impacts, it will also consider the potential from other sources of energy, such as energy from waste and heat, particularly considering the industrial activity in parts of the County.
- 12.49 The Council has adopted a pro-active approach in respect of its own land assets and has developed two solar farms on former landfill sites. Two further proposals are being developed at Crumps Yard, Connah's Quay and Castle Park, Flint and these are allocated in the Plan. This is directly in line with the targets for renewable electricity generation set by the Welsh Government and the requirement for local ownership of a proportion of this generation.
- 12.50 The policy also sets out a criteria based approach which will enable detailed development proposals to be assessed against a robust set of criteria. This will be particularly useful to enable the assessment of smaller or community based renewable energy proposals of less than 5MW which may arise over the Plan period, as well as larger schemes that may arise that are not within an ILSA but may still be appropriate subject to assessment against the criteria and provision of suitable mitigation. It is also relevant to note that for proposals of 10MW or more, the determination of these will be made by the Welsh Ministers under the Developments of National Significance (DNS) process and not by the Local Planning Authority.

Flintshire Local Development Plan

Background Paper: Renewable Energy

Deposit LDP

September 2019

Contents

1. Introduction	2
2. Background	3
National Policy and guidance	3
Method and approach taken to Renewable Energy Assessment	5
Clarifying context and weight to attach to REA outputs	6
3. REA Baseline assumptions and approach	8
4. Outputs and interpretation	10
Outcomes for Onshore Wind Technology at End of Phase 2 (Map W3)	10
Outcomes for Solar PV Farm Technology at End of Phase 2 (Maps S5/S6)	11
5. Summary	13
 Appendices	
Appendix 1: Draft NDF Renewable Energy Priority Search Areas	14
Appendix 2: Flintshire REA Strategic and local constraints	15
Appendix 3: URL links to Flintshire REA output maps	22

1. Introduction

- 1.1 The Council is in the process of preparing the Local Development Plan (LDP) which will guide development in the County between 2015 and 2030. The LDP will identify certain locations where new development, such as housing and employment will be permitted, whilst also seeking to protect other areas from development. Once adopted, the LDP will form the basis for making decisions on individual planning applications in the County.
- 1.2 This background paper is one of a range of papers prepared to support the Deposit LDP and explains the Council's rationale and approach to determining the policy approach to renewable energy. Each background paper can be read in isolation or in conjunction with the Deposit Plan and the earlier topic papers and other background papers that have been prepared.
- 1.3 This background paper provides the explanation of the methodology and assumptions made in order to inform the renewable energy policies of the Flintshire Deposit LDP 2015-2030, following the outputs of the Flintshire Renewable Energy Assessment (REA), and in line with the new guidance in Planning Policy Wales edition 10 (PPW).
- 1.4 The REA as part of the LDP evidence base has been developed by consultants AECOM working for the Council, and has been informed by the defined process contained within the *Welsh Government Practice Guidance: Planning for Renewable and Low Carbon Energy – A Toolkit for Planners*. PPW refers local authorities to use this toolkit as part of developing suitable policies for renewable energy in their local development plans, emphasising that the approach should be adapted to local circumstances in order to enable renewable energy opportunities to be maximised. PPW goes on to state that: "*planning authorities should ensure development plan policies are supportive of renewable and low carbon energy development in all parts of Wales, direct developments to the right locations and set out clearly the local criteria against which proposals will be evaluated*".
- 1.5 Whilst PPW does not distinguish or prioritise specific technologies per se, the REA will generally focus on the potential for wind and solar PV farm development given that these have the potential to have the greatest spatial extents and commensurate impacts, but will also consider the potential for other renewable and low carbon energy sources including heat, hydro-power, and biomass.

2. Background

- 2.1 The publication of PPW edition 10 has provided an even clearer statement of intent in relation to Welsh Government policy in relation to delivering clean growth and the de-carbonisation of energy, and the role that the planning system should play in this. This emanates from the target set by the Environment (Wales) Act to reduce greenhouse gas emissions by at least 80% by 2050, and the interim or transitional targets as set out in *Energy Wales: A Low Carbon Transition*. PPW also clarifies that for onshore energy generating projects in Wales which have an installed generating capacity of over 10MW, planning applications are to be made directly to the Welsh Ministers under the Developments of National Significance (DNS) process. Clearly this means that in practice, whilst the LDP cannot limit any local search areas for renewables it defines in its LDP, it can only deal with applications that have an installed capacity of up to 10MW.
- 2.2 Notwithstanding the strong presumption in national policy and the requirements in PPW to not use constraints to limit the identification of the spatial potential for renewables, the Planning Authority must still balance this very general presumption in favour of renewable development, against the potential impacts of renewable and low carbon energy proposals, measured against all of the other material planning considerations and policies in the deposit LDP. This back ground paper therefore aims to set out how the national policy context and assessment of potential have been taken on board and have informed appropriate local policies in the LDP.

National Policy and Guidance – Planning Policy Wales

- 2.3 The Welsh Government has set targets for the generation of renewable energy:
- For Wales to generate 70% of its electricity consumption from renewable energy by 2030;
 - For one Gigawatt of renewable electricity in Wales to be locally owned by 2030; and
 - For all new renewable energy projects to have at least an element of local ownership by 2020.
- 2.4 Whilst these represent a clearly defined vision within PPW, these targets (other than for wind at the strategic scale) lack an empirical basis or assessment of the level of capacity in Wales to deliver on these. As PPW intimates, this is left to the planning system at the local level to play an “active role” to help ensure the delivery of these targets, encouraging local authorities to take an active, leadership approach by identifying challenging but achievable targets in development plans. PPW suggests that to set such targets, this should be expressed as an absolute energy installed capacity figure, calculated from the resource potential of the area. The ‘scale’ of this resource is derived from the outputs of the renewable energy assessment (REA), which poses issues that centre around the weight to attach to calculations based on REA outputs given the level of assumptions made to derive

these outputs, as informed by the nature of the methodology as set out in the Welsh Government Toolkit. Furthermore, there are a number of other unknown factors to do with land availability, cumulative impact, and market interest and so on which in reality limit the potential to deliver renewable energy opportunities / targets.

- 2.5 Fortunately Flintshire is already a contributor to the targets set out in 2.3 above with existing private and local authority developed solar PV farms, and proposals for two further Council developed solar PV farms allocated in the deposit LDP. In addition, significant heat potential exists from a large energy from waste plant at Parc Adfer on Deeside, which has been developed for a consortium of local authorities in North Wales led by Flintshire, to deal with the cumulative residual waste from these authorities. Notwithstanding this and the lack of detailed national guidance about the capacity to achieve the national renewable targets, the Council has carried out a REA in accordance with the Welsh Government toolkit. The Council have also been provided with significant guidance from officers at Powys County Council who have developed expertise in the application of the toolkit and the consideration of the resultant REA at their LDP examination, working with the same consultants AECOM who developed the REA for Powys, and in fact who also developed the toolkit for Welsh Government.
- 2.6 Notwithstanding previous guidance on thresholds to use for identifying the appropriate scale for wind and solar potential assessment, the Flintshire REA has sought to identify local search areas capable of accommodating large scale solar PV farms and onshore wind farms, where large scale could accommodate development of at least 5MW for each technology.

National Policy and Guidance – Draft National Development Framework

- 2.7 Whilst there has been a delay in finalising the deposit LDP due to the publication of PPW10 in December 2018, just at the point where the LDP had been drafted in line with PPW9, similarly coincident with the Council approving the deposit LDP to go out for public consultation (July 2019) the Welsh Government issued the draft National Development Framework (NDF) for consultation. The weight to attach to its content is unclear however on the presumption that the NDF will be finalized in the form published for consultation, its proposed policies have a bearing on the way renewable energy will be dealt with at the strategic and local levels.
- 2.8 The NDF has defined a spatial strategy to give expression to the targets for renewable energy generation contained in PPW. Proposals for large scale energy development are classed as Developments of National Significance (DNS) and are determined by Welsh Ministers. Proposals below the threshold for Developments of National Significance are determined by local planning authorities. Large scale energy developments include:
- All on-shore wind generation over 10 mega watts generating power (installed capacity);

- Other renewable energy generation sites with generating power between 10 mega watts and 350 mega watts.
- 2.9 The Welsh Government’s spatial priority is for large scale wind and solar PV development to be directed towards “Priority Areas for Wind and Solar Energy” which they have defined on a generalised ‘proposals map’ (see appendix 1). The policies in the NDF relating to renewable and low carbon energy have a presumption in favour of large scale on-shore wind and solar energy development in these areas, an acceptance of landscape change and a focus on maximizing benefits and minimising impacts. Communities will be protected from significant cumulative impacts to avoid unacceptable situations whereby, for example, smaller settlements could be potentially surrounded by large wind schemes.
- 2.10 There are no priority areas for wind development in the NDF for Flintshire but there is a priority area for solar energy that straddles the border between Wrexham and Flintshire, predominantly lying within Wrexham with a relatively small proportion covering an area at the south eastern limit of the County boundary. It is difficult to be more precise from the limited quality of the mapping released with the NDF to date, and equally it is also unclear if the Priority Areas have been derived using a toolkit approach as if not, it leaves the unanswered question of what has been the approach and how does this affect the approach taken for the deposit LDP. There will need to be further work to rationalize these issues and this will also be reflected in comments made by the Council to the draft NDF.

Method and approach taken to the REA

- 2.11 As previously stated the Welsh Government Toolkit for Planners has formed the basis in producing the REA for the Flintshire LDP, whilst acknowledging local circumstances as enabled by PPW10. Also as previously stated a combination of officers from Powys and consultants AECOM have been commissioned to assist in producing the REA, given their respective previous levels of experience in this field and having produced and successfully defend the Powys REA at examination.
- 2.12 PPW encourages the opportunities to enable renewable energy to be maximized and encourages the conversion of REA findings into policy to not be too locally constrained or limited to a local energy need, as the targets set for renewable energy by Welsh Government are national targets which all local authorities in Wales are required to contribute to meeting.
- 2.13 PPW goes on to state that local authorities should use the evidence from the REA to establish spatial policies in their development plans to show the most appropriate locations for renewables development and where once defined, “*there should be a presumption in favour of development in identified areas, an acceptance of landscape change, with clear criteria-based policies setting out detailed locational issues to be considered at the planning application stage*”.
- 2.14 The Council is concerned about this requirement as there is a clear conflict within policy guidance that required locations to be identified using the REA and Toolkit

where a presumption in favour of development should be specified, but where any site-specific planning application must be subject to significant criteria based policy tests which may rule it out. This seems confusing as it appears to create a false premise about the positive weight to apply to locations identified in the development plan, when the process of arriving at these areas via the Toolkit approach is little more than a technical exercise in 'sieve mapping' based on a series of pre-set assumptions.

- 2.15 In such circumstances there is a danger of placing too much weight on the Indicative Local Search Areas defined from the REA work in order to comply with PPW and give spatial expression to the encouragement of renewable energy. That said the Council has followed the Toolkit approach; the assumptions made and outputs from this process are described in the following sections.

Clarifying the context and weight to attach to the REA outputs

- 2.16 Notwithstanding the Welsh Government's vision for renewables contained in PPW, there is little in the way of actual policy guidance to assist local authorities in giving expression to this vision. Each local authority is left therefore to define the local approach and circumstances in which compliance with the vision can be achieved. There is for example no requirement to call for candidate sites specifically for renewable and low carbon energy technologies during the plan making process, which may help identify available areas of search, as well as better promote the community's involvement in defining schemes and locations.
- 2.17 From the available guidance and the Toolkit, the Council has set out to identify suitable locations - **Indicative Local Areas of Search (ILSA)** – for potential local authority wide renewable schemes for Wind and Solar PV of 5MW or above.
- 2.18 These levels are considered reasonable starting points as they were when specified in PPW9 before revision. That said, in terms of the determination of applications for either wind or solar PV farms, anything of 10MW or above would be determined directly by the Welsh Ministers under the Developments of National Significance (DNS) process.
- 2.19 Whilst PPW encourages a range of technologies to be considered, and the REA will cover these, it is wind and solar PV farm development that have the most significant spatial implications as well as a range of other material planning considerations. Whilst PPW encourages the ILSAs to be identified on the proposals map and given a presumption in favour of development, the Local Planning Authority still has to consider applications for renewables and weigh their impacts in the planning balance against other material considerations.
- 2.20 in terms of what the REA (and ILSAs) represent:
- The REA ***IS NOT***:
 - A series of planning applications for renewable technology;

- A series of allocations or designations specifically promoting renewable technologies;
 - The likely maximum extent of renewable development;
 - A definitive or realistic expression of the capacity for renewable energy in the County.
- The REA **IS**:
 - A strategic high level document following a technical sieve mapping exercise based on a range of assumptions;
 - Provides guidance as to what each local authority across Wales **could contribute** towards National Targets across a wide range of renewable and low carbon technologies.
- 2.21 Despite what PPW encourages in terms of the status of ILSAs, in the context of the stage reached with the Flintshire REA, ILSAs **DO NOT** mean an automatic presumption in favour of RE development. This is because the areas identified are the ‘smoothed’ outputs from the REA and have been identified as those parts of the County **least constrained** by following the steps in the guidance published by the Welsh Government. They have not yet been subject to further assessment and refinement, for example by carrying out a landscape assessment of the ILSAs to determine the degree of landscape impact that development of renewables in each area would have. This work will follow the publication of the deposit LDP and will form part of the evidence base supporting submission of the LDP for examination. It is also unclear whether the land identified is actually available for the suggested use, something that the deposit consultation can help to refine. Also, development proposals could come forward outside ILSAs subject to satisfying policy requirements and other material considerations. ILSAs are therefore ***the first place to look, but not the only place to look.***

3. REA Baseline Assumptions and Approach

- 3.1 As has already been stated, the Council have employed a combination of an officer at Powys County Council and consultants AECOM to carry out the REA for Flintshire. The workflow on the REA can be divided into a number of distinct phases, with the early phases (1-3) providing sufficient information to inform policies in the deposit LDP for it to go out for public consultation, and further work required on subsequent phases (4-6) to test and refine the outputs from phases 1-3. This later work will happen during/following the deposit consultation period and prior to submission for examination.
- 3.2 The work involved in preparing the REA can be broken down into the following phases:
1. Alignment of the evidence with the Plan area and other parts of the Plan;
 2. Correct application of identified constraints;
 3. Consideration and ‘smoothing’ of outputs to define initial ILSAs and calculate maximum indicative renewable and low carbon energy contribution from initial ILSAs;
 4. Landscape assessment of initial ILSAs taking account of development type;
 5. Checking other factors including grid connectivity, SA/SEA;
 6. Calculation of revised renewable and low carbon energy contribution which Flintshire could make during the Plan period.

Rationale and baseline assumptions

- 3.3 The work on the REA as set out above has been underpinned by the assumptions and parameters identified in the Welsh Government Toolkit. This approach enabled high level strategic planning outputs to be derived to identify least constrained areas and inform the development of initial Indicative Local Search Areas for onshore wind and solar PV farm technologies, at the Local Authority-wide scale as defined by Planning Policy Wales and of the renewable energy policy in the LDP (policy EN13).
- 3.4 Full details of the baseline assumptions used in the REA work carried out by AECOM are as set out in the toolkit and adapted to local use for Flintshire, and are set out in detail in appendix 2 for both wind and solar PV. To highlight the main parameters and assumptions, these include:
- A) Onshore wind technology assumptions:**
- Individual wind turbines are 2MW, 120m to blade tip;
 - A minimum of 0.5 sq km is required to achieve 5MW lower threshold for Local Authority-wide schemes;
 - A 500m noise buffer around all buildings;
 - Buffers of 7km around existing, consented and proposed wind development to minimise cumulative impact;

- “Looking out” buffers of 7km for Protected Landscapes of National Parks and AONBs;
- All statutory environmental designations (SAC, SPA, SSSI);
- All statutory historic designations (SAMs);
- National Air Traffic Control Services (NATS) radar safeguarding data.
- CAA restricted airspace.

B) Solar PV technology assumptions:

- Solar PV farm installations of 0.5MW and greater are viable and occupy 1.2ha;
- A minimum threshold of 0.12 sq km (12ha) is required to achieve the 5MW lower threshold for local-authority wide schemes;
- Solar PV farms would be limited to Agricultural Land Classification (ALC) Grades 3b-5, and in terms of renewable and low carbon energy resource, ALC Grades 3b and 4 could be used for the growing of biomass to support other technologies;
- “Looking out” buffers of 3.5km for Protected Landscapes of National Parks and AONBs;
- All statutory environmental designations (SAC, SPA, SSSI);
- All statutory historic designations (SAMs);
- CAA restricted airspace (glint and glare).
- No solar PV farm development within settlements (policy directed to Building Integrated renewable technologies)
- C1/C2 flood zone for vulnerable developments

3.5 To reiterate clarification points from section 2 above, the identification of initial ILSAs arising from the application of the Toolkit process and the above constraints **does not** mean an automatic presumption in favour of any renewable or low carbon energy development within the areas identified. ILSAs represent the areas for two particular renewable energy technologies which offer the best opportunities by having been identified as **least constrained** by utilising the Toolkit as a ‘sieve mapping’ exercise and as a consequence, development proposals could come forward outside ILSAs if site specific constraints are mitigated.

3.6 By identifying initial ILSAs for onshore wind and solar PV farm technologies through a series of standardised assumptions as informed by the Toolkit, the Council is aiming for compliance with guidance in PPW, but recognises that whilst ILSA should be the first place to look for Local Authority-wide scale renewable developments, they need not be the only place to look.

4. Outputs and Interpretation

Phase 1

- 4.1 The REA has been assessed by AECOM for all technologies to ensure alignment with the Plan area. Much renewable energy data is published County-wide and the consultants have identified an existing baseline of renewable and low carbon energy generation, and ensured use of the latest available versions of the respective constraints data to identify the potential over the plan period.

Phase 2

- 4.2 Work was undertaken on the spatial representation of the initial Indicative Local Search Areas (ILSA) for solar PV farm and onshore wind farm technologies by AECOM. To improve clarity of approach and outputs, a sequence of maps for onshore wind (W series maps) and solar PV (S series maps) were produced as follows:

Map 1 – unconstrained total resource;

Map 2 – identified statutory and strategic constraints;

Map 3 – remaining least constrained resource expressed as land parcels above and below the 5MW lower threshold after applying statutory and strategic constraints;

Map 4 – Identified Local constraints;

Map 5 – Remaining resource after applying all constraints;

Map5a – ‘Smoothed’ initial Indicative Local Search Areas excluding areas of previously identified statutory environmental constraints;

Map 6 - remaining resource after consideration of the national grid expressed as land parcels above and below the 5MW lower threshold within 10km of at least a 33kV electricity line.

URL links to the REA output maps for wind and solar PV are provided in appendix 3.

- 4.3 From this additional work, the **least constrained** land parcels could be identified for both solar PV farms and onshore wind opportunities which were both above and below the thresholds as described in Section 3.4 above.

Outcomes for Onshore Wind Technology at End of Phase 2 (Map W3)

- 4.4 For onshore wind, based on the assumptions applied in the REA and including all of the relevant constraints which would in reality adversely impact delivery, there were no remaining unconstrained areas of land identified for wind installations of greater than 5MW installed capacity. This is primarily driven by the application of a combination of three nationally important strategic constraints, The MoD military low fly zones and principally the NATS air traffic control safeguarding area, which blankets the entire County given proximity to a number of airports and flightpaths, together with the presence of the Clwydian Range AONB and the outward looking

3.5km buffer, which the Council applied due its duty to have regard to the purposes and designation of the protected landscape

- 4.5 As a consequence, it has not been possible to define Local Search Areas for onshore wind technologies of 5MW or more for Local Authority-wide scale developments, and the assessment for wind has not proceeded beyond Map 3 therefore.
- 4.6 The Council recognise that some wind potential remains for single turbine installations, as have occurred previously, but these would be addressed on application on a site specific basis and the Plan will have an enabling policy framework for such development to be considered.

Outcomes for Solar PV Farm Technology at End of Phase 2 (Maps S5/S6)

- 4.7 For solar PV farms, based on the assumptions applied in the REA, least constrained parcels of land above and below the 0.12 sq km threshold were identified across the County.
- 4.8 From this distribution, the most concentrated least constrained land parcels were grouped into 18 initial Indicative Local Search Areas that could be identified for solar PV farm installations of 5MW or more in installed capacity to identify on the deposit LDP proposals map to be taken forward for consultation (Map S5). At this phase of assessment, these areas could be said to represent the maximum indicative potential from the least constrained areas of Flintshire having applied the Toolkit approach and specified statutory and local constraints. That said, it would still be possible to consider proposals outside these ILASs subject to suitable justification and mitigation. For example whilst flood risk has been identified as a constraining factor in Deeside and along the industrialised coast in Flintshire, conversely this is where one might otherwise expect there to be most significant potential for solar PV to exist, particularly given the community and economic benefits of locating solar PV development there that would result.

Phase 3

- 4.9 As the Toolkit provides no guidance on the defining of LSAs, and as the Map S5 outputs are somewhat 'artificial' and fragmented, these areas have been 'smoothed' into the 18 ILSAs shown in Map 5a, using a basic set of guidelines as follows:
- Initial ILSA's should have a minimum size of 0.12 sq km.
 - An initial ILSA should not include a statutory environmental designation (e.g. SPA, SAC, SSSI), although non-statutory designations may be included (such as woodland and buildings). Statutory heritage designations can be included as setting can be considered at site specific development proposal stage.

- Boundaries have been drawn “tight” to clusters of least constrained land parcels so some “outliers” have been excluded.

4.10 These initial ILSAs for solar PV farm potential will be shown on the deposit LDP proposals map for the purposes of consultation. This will allow comments to be made and considered about the areas and their extent. The REA report will also be made available for the consultation along with all of the output maps referenced above, and the report will also provide an initial calculation of the maximum Energy (MWh) potential of the cumulative ILSAs, prior to further work being done to potentially refine these areas and their realistic potential.

Further Phases of Assessment

4.11 Whilst it is considered that the initial ILSAs identified for solar PV farm development and shown on Map S5a are in general compliance with the requirements of PPW and the Toolkit, further phases of work will continue in order to test and refine the initial areas identified. These phases of work will comprise a landscape assessment of each of the 18 initial ILSAs (phase 4); checking the initial ILSAs against other factors such as electricity grid connection, and the Plan’s SA/SEA process (phase 5); a review of the likely Energy contribution from the solar ILSAs that Flintshire could make during the Plan period (phase 6). This may mean that some of the areas are revised or omitted, and also that the REA report will need to be updated to reflect the final calculation of realistic installed potential once the above phases are complete. The final figures can be updated in the REA in advance of submission for examination and the capacity or generation target/potential can also be set out in supplementary planning guidance to accompany the policy again in advance of submission.

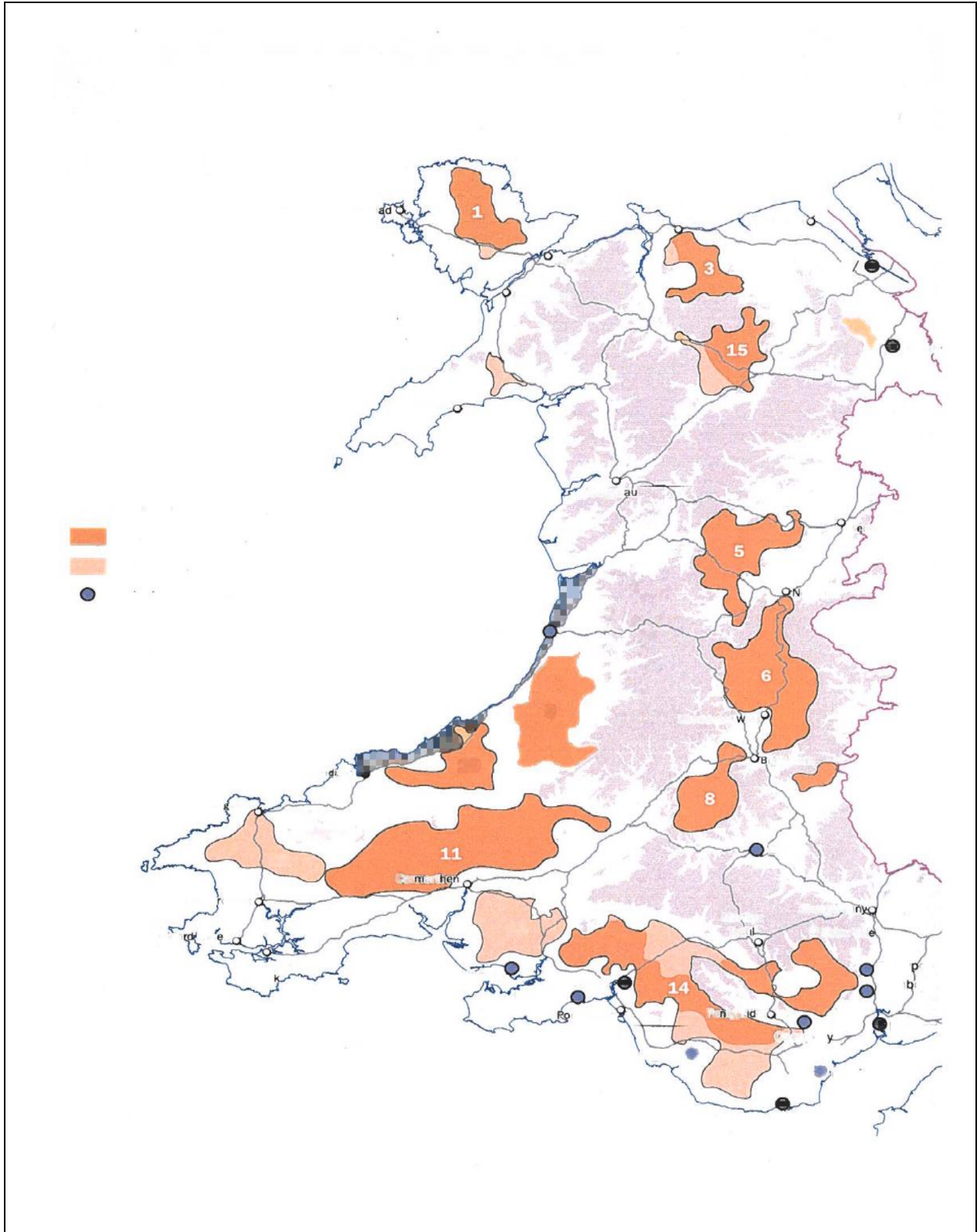
4.12 Clearly, to be fully compliant with PPW the REA report will also consider the potential across other forms of renewable and low carbon energy technologies other than wind and solar PV farm development. Equally, the policies in the deposit LDP also take account the potential to develop small schemes below the minimum national policy thresholds, which the Plan is generally supportive of.

4.13 Although no ILSAs for onshore wind have been identified, proposals for wind could still come forward. In particular technological advances in turbine generating capacity and site specific circumstances may mean that individual proposals may be considered acceptable subject to suitable justification and mitigation, judging each case on its merits. Similarly it may be possible for solar PV farm proposals to come forward and be considered on a similar basis, outside of the identified ILSAs.

5. Summary

- 5.1 For larger scale electricity generation from solar PV farms, Indicative Local Search Areas (ILSAs) are identified on the proposals map to support policy EN13 of the deposit LDP. ILSAs are intended to inform potential solar farm developers to better target their detailed site investigations. Solar PV farm ILSAs are in essence: ***the first place to look, but not the only place to look.***
- 5.2 As such, it is important to remember that the Renewable Energy Assessment and the identification of Indicative Local Search Areas **are not**:
- A series of planning applications for renewable and low carbon technologies;
 - Defining areas as formal allocations or designations which will be given over to renewable and low carbon technologies;
 - Industrialising the County.
- 5.3 The Renewable Energy Assessment **is**:
- A strategic high level document based on a series of assumptions;
 - Providing guidance on available opportunities and what the Local Authority could contribute towards National Targets across a wide range of renewable and low carbon technologies.
- 5.4 All applications will be considered on their own merits, inside or outside an LSA, in accordance with planning policies and other material considerations. In accordance with the evidence, solar PV farm technologies will be the primary approach to delivering renewable energy generation in the Flintshire LDP area.

Appendix 1: Draft NDF Renewable Energy Priority Search Areas



Appendix 2: Flintshire REA Strategic and local constraints

Flintshire LDP Renewable Energy Assessment – First Stage Mapping

WIND OPPORTUNITIES FIRST DRAFT MAPPING STEPS

(assuming 80m to hub, 120m to blade tip turbine)

MAP 1- Unconstrained Wind Resource

MAP 2 – Statutory and Strategic Constraints

Constraint	Source	Buffer	Reason
Special Protection Area (SPA) <i>Dee Estuary – asked Ecologist re species foraging buffer</i>	Lle	Extent + 600m disturbance buffer as confirmed by NRW	Statutory constraint
Special Area of Conservation (SAC) <i>Dee Estuary / Halkyn Mountain / Alyn Valley Woods / Berwyn Mountains / Deeside & Buckley Newts</i>	Lle	Extent only (NB except Dee Estuary)	Statutory constraint
RAMSAR <i>Dee Estuary</i>	Lle	Extent + 600m disturbance buffer as confirmed by NRW	Statutory constraint
SSSI	Lle	Extent only	Statutory constraint
AONB (Clwydian Range & Dee Valley)	Protected Landscapes / Lle	Extent + 7km (NB aligns with Toolkit and Wrexham REA)	Protected Landscape / PPW
National Nature Reserves		Extent only	Statutory constraint
Registered Parks and Gardens	Lle	Extent only	PPW
Scheduled Monuments	Lle	Extent + 500m if residential Extent + turbine blade tip height & 10% if tourism asset Otherwise extent only	Statutory constraint
Listed Buildings	CADW	Extent only	Statutory constraint
Deep Peat	FCC	Extent only	PPW

CAA Airport Safeguarding Zone <i>e.g. Broughton</i>	CAA	Extent only	UK Strategic Constraint
MOD “red” and “amber” military low flying zones	DIO	Extent only	UK Strategic Constraint
NATS air traffic control safeguarded area inc military aerodrome traffic zones	NATS	Extent only based on appropriate turbine height	UK Strategic Constraint
Restricted Airspace	CAA	Extent only	UK Strategic Constraint
Aerodrome Locations	CAA	5km radius	UK Strategic Constraint – CAA guidance
Infrastructure Topple distances (Trunk Roads, Primary “A” roads and Secondary “B” Roads, Railways)	OS Strategi	Turbine blade tip height +10%	Strategic Constraint / Toolkit
Turbine gearbox noise	LLPG	500m buffer around all dwellings / settlement boundaries	Toolkit
Watercourses Lakes, canals, primary rivers, secondary rivers, minor rivers	OS strategi	Extent only	Toolkit
Ancient Woodland <i>Rare habitat (PPW10)</i>	Lle	Extent only	PPW
Broadleaved Woodland	National Forest Inventory	Extent only	Toolkit
BMV agricultural land grades 1, 2, 3a	Lle	Extent only	PPW / TAN6 / Toolkit (loss of 0.2 sq km either in single development or cumulatively)
Tan 8 SSA	WG	Extent + 7km	TAN 8 DNS inc para 8.4 to acknowledge acceptance of significant landscape character change immediately adjacent in terms of DNS
National Parks	Lle	Extent + 7km buffer	Protected Landscape / PPW duty to have regard to purpose of protected landscape

MAP 3 Remaining Wind Resource after Applying Statutory & Strategic Constraints (for comparison with forthcoming NDF)

MAP 4 – Local Constraints

Constraint	Source	Buffer	Reason
Local Nature Reserves	FCC	Extent only	PPW / TAN5 - Designated by LAs under the National Parks and Access to the Countryside Act 1949.
Country Parks <i>Waen y Llyn (Hope Mountain) / Moel Fammau / Loggerheads</i>	FCC	Extent only	TAN5 Designated by LAs under Countryside Act 1968
Regionally Important Geological Sites (RIGS)	FCC / Lle	Extent only	PPW / TAN5 constraint
Wildlife Sites (Non- Statutory Sites of Importance for Nature Conservation)	FCC	Extent only	PPW / TAN5 constraint
Registered Landscapes of Special Historic Interest (ASIDOHL)	CADW	Extent only	PPW constraint
Buildings of Local Interest	FCC	Extent only	Do not include
Conservation Areas	FCC	Extent only (NB will only be within settlement boundaries)	LPA designated under Civic Amenities Act 1967 & Planning (Listed Buildings and Conservation Areas) Act 1990
Other woodlands	OS Open Map - Local	Extent only	
Existing consented / operational windfarms >5MW installed capacity	FCC and surrounding authorities	Extent + 7km buffer to align with Toolkit wrt to cumulative impact	Existing development

MAP 5 Remaining Wind Resource after Applying Statutory & Strategic Constraints and Local Constraints

PCC/ FCC/ AECOM Review Remaining Resource prior to Second Stage Mapping Components:

Grid Infrastructure

Landscape

Cumulative Impact

Flintshire LDP Renewable Energy Assessment – First Stage Mapping

SOLAR OPPORTUNITIES FIRST DRAFT MAPPING STEPS

MAP 1- Unconstrained Solar Resource

MAP 2 – Statutory and Strategic Constraints

Constraint	Source	Buffer	Reason
Special Protection Area (SPA) <i>Dee Estuary – asked Ecologist re species foraging buffer</i>	Lle	Extent only (agreed with NRW)	Statutory Constraint
Special Area of Conservation (SAC) <i>Dee Estuary / Halkyn Mountain / Alyn Valley Woods / Berwyn Mountains / Deeside & Buckley Newts</i>	Lle	Extent only	Statutory Constraint
RAMSAR <i>Dee Estuary</i>	Lle	Extent only	Statutory Constraint
SSSI	Lle	Extent only	Statutory Constraint
AONB (Clwydian Range & Dee Valley)	Protected Landscapes / Lle	Extent + 3.5km (aligns with Wrexham & Powys REA)	Protected Landscape / PPW duty to have regard to purpose of protected landscape

National Parks	Lle	Extent + 3.5km (aligns with Wrexham & Powys REA)	Protected Landscape / PPW duty to have regard to purpose of protected landscape
National Nature Reserves		Extent only	Statutory Constraint
Registered Parks and Gardens	Lle	Extent only	PPW
Scheduled Monuments	Lle	Extent only	Statutory Constraint
Listed Buildings	CADW	Extent only	Statutory Constraint
Deep Peat	FCC	Extent only	PPW
CAA Airport Safeguarding Zone (Glint and glare) <i>e.g. Broughton</i>	CAA	5km radius	UK Strategic Constraint – CAA guidance
Aerodrome Locations (Glint and glare)	CAA	5km radius	UK Strategic Constraint – CAA guidance
Infrastructure Glare and Glint distances (Trunk Roads, Primary “A” roads and Secondary “B” Roads, Railways)	OS Strategi	Extent only	FCC discussion - Do not include
Construction/maintenance noise (traffic, alarms, rattle)	LLPG	100-250m buffer around all dwellings / settlement boundaries- TO DISCUSS	FCC discussion –NO BUFFER
Watercourses Lakes, canals, primary rivers, secondary rivers, minor rivers	OS strategi	Extent only	Toolkit
Ancient Woodland <i>Rare habitat (PPW10)</i>	Lle	Extent only	PPW
Broadleaved Woodland	National Forest Inventory	Extent only	Toolkit
BMV agricultural land grades 1, 2, 3a	Lle	Extent only	PPW / TAN6 / Toolkit (loss of 0.2 sq km either in single development or cumulatively)
Existing Consented / operational solar farms >0.5MW installed capacity (1.2ha land area)	FCC and surrounding authorities	Extent only (+3.5km buffer for cumulative impact?)	Toolkit
SSA locations to avoid prejudicial conflicts with purpose of SSAs	WG	Extent only	TAN8
C1 / C2 Flood Zone	Lle	Extent only	PPW / TAN15 (vulnerable development)

MAP 3 Remaining Solar Resource after Applying Statutory & Strategic Constraints (for comparison with forthcoming NDF)

MAP 4 – Local Constraints

Constraint	Source	Buffer	Reason
Local Nature Reserves	FCC	Extent only	PPW / TAN5 - Designated by LAs under the National Parks and Access to the Countryside Act 1949.
Country Parks <i>Waen y Llyn (Hope Mountain) / Moel Fammau / Loggerheads</i>	FCC	Extent only	TAN5 Designated by LAs under Countryside Act 1968
Regionally Important Geological Sites (RIGS)	FCC / Lle	Extent only	PPW / TAN5 constraint
Wildlife Sites (Non- Statutory Sites of Importance for Nature Conservation)	FCC	Extent only	PPW / TAN5 constraint
Registered Landscapes of Special Historic Interest (ASIDOHL)	CADW	Extent only	PPW constraint
Buildings of Local Interest	FCC	Extent only	FCC Discussion - Do not include
Conservation Areas	FCC	Extent only (NB will only be within settlement boundaries)	LPA designated under Civic Amenities Act 1967 & Planning (Listed Buildings and Conservation Areas) Act 1990
Other woodlands	OS Open Map - Local	Extent only	
Existing consented / operational solar farms	FCC and surrounding authorities	Extent only	Existing development

MAP 5 Remaining Solar Resource after Applying Statutory & Strategic Constraints and Local Constraints

PCC/ FCC/ AECOM Review Remaining Resource prior to Second Stage Mapping Components:

Grid Infrastructure

Landscape

Cumulative Impact

Appendix 3: URL links to Flintshire REA output maps

Wind:

[Map W1 unconstrained resource](#)

[Map W2 statutory and strategic constraints](#)

[Map W3 remaining least constrained resource after strategic constraints applied](#)

Solar PV:

[Map S1 unconstrained resource](#)

[Map S2 statutory and strategic constraints](#)

[Map S3 remaining least constrained resource after strategic constraints applied](#)

[Map S4 local constraints](#)

[Map S5 remaining least constrained resource after applying all constraints](#)

[Map S5a Indicative Local Search Areas](#)

Mae'r dudalen hon yn wag yn bwrpasol

Eitem ar gyfer y Rhaglen 10



FLINTSHIRE COUNTY COUNCIL

Date of Meeting	Wednesday, 11 September 2019
Report Subject	Appointment of a Lay Member to the Audit Committee
Cabinet Member	Cabinet Member for Corporate Management and Assets
Report Author	Chief Officer (Governance)
Type of Report	Operational

EXECUTIVE SUMMARY

At its Annual Meeting Council decided to appoint an extra lay member to the Audit Committee. There were four applicants and, following interview, it is recommended that Allan Rainford be appointed.

RECOMMENDATIONS

1	That Allan Rainford be appointed to the Audit Committee until the end of December 2023.
---	---

REPORT DETAILS

1.00	EXPLAINING THE RECRUITMENT PROCESS
1.01	At the Annual Meeting in May, Council decided to appoint, on the recommendation of the Committee itself, a second lay member to the Audit Committee. Adverts were accordingly placed in the local press and on line.
1.02	Four applications were received. Despite publishing the interview date in the application pack, one candidate was not available on the day of interview. The interview proceeded with the three available candidates.

1.03	As per the decision at the Annual Meeting, the Interview Panel consisted of the Chair of Council, the Cabinet Member for Finance, the Chair of the Audit Committee and two members of the Audit Committee (Cllrs Paul Johnson and Arnold Woolley). The Chief Officer Governance was also in attendance to support and advise.
1.04	Whilst all applicants were of a high quality, one applicant stood out by reason of his experience and interpersonal skills. The interview panel was unanimous in recommending his appointment. A pen portrait is attached at Appendix 1.

2.00	RESOURCE IMPLICATIONS
2.01	The cost of placing the advert in the local press (as required by the legislation) was £5,167.

3.00	CONSULTATIONS REQUIRED / CARRIED OUT
3.01	None.

4.00	RISK MANAGEMENT
4.01	The application pack specified the essential characteristics required for the position of Lay Member. Each applicant's suitability was assessed using both the application form and a mix of pre-set interview questions (which were drafted to bring out each requirement) and follow up questions.
4.02	The advert and application pack were published bilingually and applicants were asked whether they wished to be interviewed in Welsh.

5.00	APPENDICES
5.01	Appendix 1 – Pen Portrait of Allan Rainford.

6.00	LIST OF ACCESSIBLE BACKGROUND DOCUMENTS
6.01	Application Pack and advert. Contact Officer: Gareth Owens Telephone: 01352 702344 E-mail: Gareth.legal@flintshire.gov.uk

7.00	GLOSSARY OF TERMS
7.01	Lay Member - a member of the Audit Committee selected following an open recruitment process, and appointed by reason of his/her skills and experience.

Mae'r dudalen hon yn wag yn bwrpasol

Pen Portrait Allan Rainford

Allan is a member of CIPFA and has post graduate qualifications in management. He is currently the (Part Time) Treasurer of Cheshire Fire Authority. He has worked in local government for over 30 years and has held senior financial leadership roles in a number of local authorities, including Cheshire County Council and Sheffield City Council. Allan also spent a period in South Africa where he advised the City of Cape Town on implementing financial management and governance reforms.

Allan has many years' experience of supporting Audit Committees and of developing the effectiveness of the assurance and advisory role. He has had a particular emphasis on improving Members understanding of matters relating to financial statements, treasury management and wider financial governance issues.

Having been committed to public services for most of his career, Allan wants to put something back into the community following retirement from full time employment in 2017.

Mae'r dudalen hon yn wag yn bwrpasol

Eitem ar gyfer y Rhaglen 13

Notice of Motion Flintshire County Council – 11 September 2019

Councillor Ian Roberts

#IPledge2Talk suicide prevention campaign

This Authority supports the #IPledge2Talk suicide prevention campaign and will work to support positive mental health across Flintshire communities, in local schools, neighbourhoods and workplaces.

As a local authority, we acknowledge our crucial role in promoting awareness of this issue.

Encouraging mental well-being should be a priority across all the local authority's areas of responsibility, including housing, education, community safety and planning.

Throughout its work the authority will champion mental health on an individual and strategic basis.

For your information the: The #IPledge2Talk campaign was launched at the Senedd a couple of months ago by Eluned Morgan in collaboration with Mind Cymru.

Mae'r dudalen hon yn wag yn bwrpasol